

# **HOBIE CAT** **Hot Line**

MAY  
JUNE  
1972



PUBLISHED EACH MONTH EXCLUSIVELY FOR REGISTERED HOBIE CAT OWNERS  
BY THE HOBIE CAT CLASS ASSOCIATION  
33012 CALLE PERFECTO, SAN JUAN CAPISTRANO, CALIFORNIA 92675

## COVER PICTURE

The cover picture was taken at Lake Havasu during the 9th Annual London Bridge Regatta. The picture shows the results of over 100 boats trying to round a mark at once. We call the shot "room at the mark". Photo by Ted Mosher.

## BATTEN RULE MODIFICATION

Most classes allow sailors to buy the sail of his choice. This leads to the widest range of performance in sails, the highest cost in trying to keep up competitive equipment and a lot of measuring and hassle at regattas. We felt, at first, the easiest and cheapest way was to require that all sails come from Coast Catamaran. At one time, we had four sail manufacturers and they did vary slightly in draft and shape, but we were closer than if hundreds of sail manufacturers were allowed to make our sails. We then cut down to just one sailmaker - McKibbin Sails. In fact, Coast Catamaran owns 50% of the loft at McKibbin that manufactures the Hobie Cat sails. This gave us a way to be sure we could produce enough sails and also control the quality and accuracy of the cut. This probably is the closest we could come to getting all sails equal.


You have to allow the sailor to recut his sail if he damages it or it stretches out of shape. In doing this they often improve upon the shape of their sail or take it in only to have it recut, to flatten the panel or make it a little fuller to give a more desired sail shape. I hope I have made it clear thus far that no matter how carefully we try, there is going to be a slight variation in the shape of sails and yet the object is to get them all as close to equal as possible. This is the reason for the batten rule change.

The easiest and cheapest way to change the shape of a sail is with the battens, mainly by having a batten that is stiffer than you need and tapering it to allow an exact draft in a specific spot in your sail. The next question is how do you know exactly what size you should have. In the near future, we are going to give you the best dimensions we know for the 14' and the 16' sail. Then by laying your boat over on the beach, you may stuff your battens in the pocket, measure the depth of the camber of the sail and where it needs to be tapered simply sand the rib off the batten to make it more limber at that spot. Generally, our new battens will be stiffer than you need so taking off material will pull your sail out to the proper shape. If you want to make your sail flatter and feel you need a stiffer batten, you just cut the limber ends off your battens and move them up one position in your sail. This way it only requires one new batten to change your sail. If it is already too flat then it is very simple to just sand off material on the rib to soften the batten.

- The 16' batten change outlawing wood battens and allowing only our fiberglass battens is to eliminate sailors from using expensive wood battens that often break. I myself found it undesirable to sail with a set of wood battens because I was taking the chance of breakage, and yet at the same time I wanted to be competitive. If everyone uses the Coast Catamaran fiberglass battens, they will all be working with the same equipment. It is a batten that will hold up for you. Coast Catamaran will exchange any Coast Catamaran wood battens that were put out on the earlier boats for the new fiberglass battens at no charge. Coast Catamaran will issue a refund upon receipt of your old battens.

For those worried about someone coming to a regatta with five or six different sets of tapered battens, I don't believe this will be a problem. The 16' battens have been open to tapering ever since the 16' was designed and no one has done it yet. In fact, I don't think it is beneficial, as you will generally find one specific sail shape that you like and can work with your mast bend to change the rest of the camber of your sail. You never know what kind of wind conditions you are going to have during a day of sailing. I have found that if I can set my sail up for light air I can handle all other conditions by using my mast bend to flatten my sail in the higher winds.

I hope this answers all your questions. The change in rules was the best way we knew of making a fairer and more competitive situation at the lowest cost.



Hobie Alter

## CARTOON CONTEST

Over the last year many people have submitted cute cartoons which we have been unable to use as desired. In this Hotline we showing three of them with a word of thanks to the people who submitted their ideas.



This month's candidate for our column is a member of our research and development staff. Phil Edwards is a very capable designer and excellent sailor and surfer in his own right.

Phil grew up on the beach in Oceanside, California. He became an avid surfer at an early age and by the late 1950's ranked as one of the top surfers on the West Coast. In 1962 Bruce Brown featured Phil in one of his surfing movies and claimed Phil as the world's best. His grace and skill on a surfboard was unbelievable.

Besides being an expert surfer, Phil is an outstanding craftsman. He made his living making custom surfboards in Oceanside until 1963 when he went to work for Hobie as a board shaper. His workmanship on everything is superior.


It was only natural for Phil's interest to turn to sailing. Shortly after high school, he crewed in a couple trans-Pacific races and had a regular crew spot on "Patty Cat II", a hot 40' cat that races the West Coast circuit. It was during this time that Phil designed and built a couple of different boats. First was a 20' outrigger which was a lot of fun and performed quite well. His second boat was a revolutionary 20' catamaran built mostly of 1/8" plywood (doorskins) and covered with fiberglass. He named the cat "El Gato" and proceeded to make the name well known on the West Coast. It was indeed one of the fastest catamarans at that time (late 1950's) and most

In 1962 Phil designed a 26' cat and started building it. In about five years his boat was completed and proved to be a very fast, very seaworthy craft. In fact, the speed was amazing (clocked at over 26 MPH at the recent P. M. A. trials) considering the design was primarily a day-sailing fun type. The seaworthiness of the boat was proven time and time again in Hawaii when Phil would play games with the sea during tropical storms. Phil has some interesting stories to tell about those days, including one of flying a hull on a screaming reach under BARE POLES (a power boat clocked him at 15 knots on this instance).

Currently, Phil lives with his wife, Heidi and daughter, Mylie in a house overlooking Dana Point Harbor and the blue Pacific. He makes his living doing what he has always liked best--designing and testing catamarans. Phil is a member of our three-man design and test team here at Coast Catamaran, and has been instrumental in the development of the Hobie Cat 16 and the new 12-footer.

Phil is a fascinating character and one of the nicest people you'd want to know. We think he deserves a little recognition.

Phil Edwards at the helm making a Hobie Cat 16 perform.




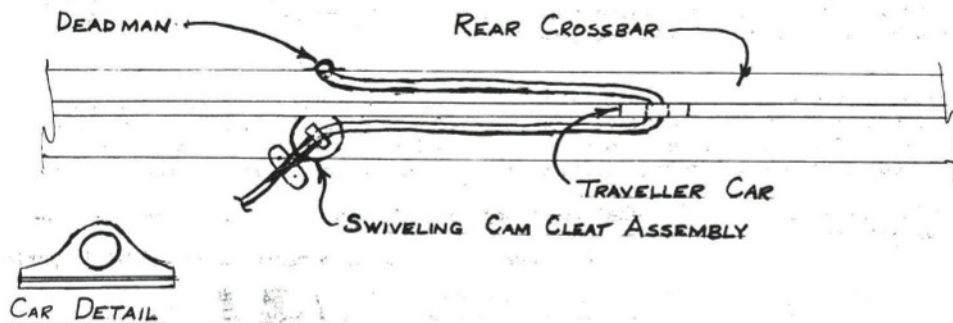
## BOAT TIP--TRAVELLER CONTROL

Recently there has been much confusion and mystery surrounding different traveller adjustment systems skippers have been developing. We felt this would be an excellent opportunity to outline the basic theory behind some of these modifications.

The greatest area of interest is the main traveller. Basically the most popular modification is as follows: A swiveling fairlead--cam cleat assembly is mounted in the center of the rear crossbar just forward of the traveller tracks. A hand-carved traveller car (usually made of Delrin or similar) replaces the existing car and is designed in such a way that the traveller line passes through the car and terminates in the middle of the crossbar aft of the traveller track. There are a lot of variations in car design and some have even successfully used the existing car. A little imagination will go a long way in making your main traveller a little easier to handle.

A few skippers are also modifying the jib traveller system on the Hobie Cat 16. The theory here is pretty simple: Run a line from the jib car through a pulley on the corner casting and across the boat to a cleat on the other side. Then attach a shock cord from the traveller car to the dolphin striker or the other car so that when the control line is released from the cleat the car travels to the inboard stop (the one nearest the mast). This way the crew can control the jib traveller without crawling clear over to the other side of the boat.

The sketch below should give you an idea how the main traveller control system can be set up. The car shown could be carved of Delrin with a hole large enough to accept a 1/2" line. The end of the main sheet can be used for the control line if you are so inclined.



"WOW! THAT WAS SOME GYBE"

Submitted by Kurt Magness, Long Beach, California



DATE	EVENT	DIV.	PLACE	SPONSOR
MAY:				
7	Pieces of Eight Regatta	1	Waikiki, HI	Fleet 6 - Contact Larry MacArthur (808) 839-4511
7	Spring Summer Series	2	Oxnard, CA	Fleet 15 - Contact Bill Brown, 305 S. Signal, Ojao, CA
7	Summer Series #2	2A	Folsom Lake, CA	Fleet 17 - Contact Jim Forsch, (916) 481- 3372
6 & 7	Lake Washington Hobie Cat Regatta	3	Sand Pt. Naval Air Station, WA	Washington Hobie Cat Assn. Contact - Paul Ulibarri (206) 772-2622
7	Open Multihull Regatta	5	St. Clair Shores, MI	Fleet 40 - Contact Pete Begle, (313) 779-2145
7	Metedeconk River Yacht Club Spring Series	6	Metedeconk, NJ	Fleet 13 - Contact Geo. Francis (201) 899-3589 or (201) 892-8303
7	Spring Series	6	Gibson Island, MD	Fleet 54 - Contact John Flanigan, III (301) 821-5217
7	Spring Series	6	Washington D. C.	Hobie Cat Sales - Contact (202) 659-8686
6 & 7	Second Annual Open Hobie Cat Regatta	7	Pensacola, FL	Fleet 35 - Contact Bob Cannon, (904) 476-4163
7	Spring Series A	9	Isla Verde, Puerto Rico	PRMA - Contact Roberto Bouret 767-3476
7	Port Tack Distance Challenge	7	Ft. Lauderdale, FL	Fleet #44 & Port Tack Ft. Lauderdale - Contact (305) 523-0888
6	Saturday Series Races #1 & #2	7	Atlanta, GA	Fleet 12 - Contact Frank Miller, 3528 Lynn- ray Drive, Atlanta, GA
7	Sinnott Memorial Regatta	7	Ft. Pierce	Florida Multihulls - Contact (305) 783-4368
13	Maritime Day Regatta	1	Waikiki, HI	Fleet 6 - Contact Larry MacArthur (808) 839- 4511
13/14	La Jolla	2	La Jolla, CA	Pacific Southwest Marine (714) 224-2418
13/14	Golden Feather Regatta	2A	Oroville, CA	Oroville Yacht Club & Oroville Chamber of Commerce - Contact (916) 533-2542
14	Fleet Regatta	2A	Woodward Reservoir	Fleet 21 - Contact Larry Croisant, 1209 May Avenue, Modesto, CA
13/14	Cowan Lake Hobie Cat Regatta	5	Cowan Lake, OH	Fleet 47 - Contact Bill Settle (513) 231-4858
13/14	Grosse Pointe Hobie Cat Invitational	5	Grosse Pt. Shores, MI	Catamaran Racing Assoc. of Michigan - Contact David Davis, One Oak- wood, Upsilon, MI
13	Candlewood Lake Hobie Regatta	6	Candlewood, CT	Candlewood East Beach Club, Inc. Contact (203) 775-2253
	Metedeconk River Yacht Club Spring Series	6	Metedeconk, NJ	Fleet 13 - Contact Geo. Francis (201) 899-3589 or (201) 892-8303
14	Hobie Cat 14 & 16 Spring Series	6	Virginia Beach, VA	Fleet 32 - Contact Grif McRee (703) 428-0083
14	Spring Series	6	Washington D. C.	Hobie Cat Sales - Contact (202) 659-8668

13	Fall '71 Series	7	Shell Pt. FL	Fleet 43 - Contact (904) 576-9816)
14	Around Key Biscayne Trophy Race	7	Miami, FL	Performance Marine Contact (305) 274-8848
14	Mother's Day Races	9	Isla Verde, Puerto Rico	PRMA - Contact Roberto Bouret, 767-3476
20/21	Kokokahi Sailing Club Regatta	1	Kaneohe Bay, HI	Fleet 6 - Contact Larry MacArthur, (808) 839- 4511
20/21	Glover Marine Points Regatta	2A	Modesto, CA	Glover Marine - Contact (209) 524-2585
20/21	Oak Harbor Open Series	3	Oak Harbor, WA	Fleet 17 - Contact Chuck Blackwelder (916) 944-1974
20/21	Captain Whidbey Cup	3	Shidbey Island, WA	Washington Hobie Cat Association - Contact (206) 675-5885
21	Spring Series	4	Texas City, TX	MSA - Contact (713) 781-7876 or 524-1926
21	Spring Series 9th & 10th	4	Lake Charles, LA	Lake Charles Yacht Club Contact - (318) 433- 9257
20/21	Hobie Fun Regatta	5	Indianapolis, IN	Fleet 26 - Contact Rick Ahrbecker (317) 293-9271
21	Orchard Lake Regatta	5	Unknown	Fleet 18 - Contact David Davis, One Oak- wood, MI
20	Spring Series	6	Gibson Island, MD	Fleet 54 - Contact John Flanigan, III (301) 821-5217
21	Metedeconk River Yacht Club Spring Series	6	Metedeconk, NJ	Fleet 13 - Contact Geo. Francis, (201) 899-3585 or (201) 892-8303
20	Windjammers Race	7	Seminole FL	Fleet 5 - Contact Ken Keene, 5631 Bay- view Dr., Seminole, FL
20	Annual Spring All-Class Regatta	7	Melbourne, FL	Melbourne Yacht Club Contact (305) 783-4368
20/21	Brevard Sailing Challenge	7	Cocoa, FL	Indian River Yacht Club - Contact (305) 783-4368
20/21	Navy One Design Yacht Regatta	7	Pensacola, FL	Navy Yacht Club Contact Judy White- hurst (904) 456-7855
21	Sunday Series Races #1 & #2	7	Atlanta, GA	Fleet 12 - Contact Frank Miller, 3528 Lynnray Drive, Atlanta GA
27/28	Don Ho Regatta	1	Lanikai, HI	Fleet 6 - Contact Larry MacArthur (808) 839-4511
27/28	Whiskeytown Regatta	2A	Redding, CA	Redding Sailing Club & Whiskeytown Chamber of Commerce - Contact (408) 289-3119
28	Santa Cruz Yacht Club One Design Series	2A	Santa Cruz, CA	Santa Cruz Yacht Club Contact (408) 423- 9732
27/28 29	RGSC Weekend Regatta at Elephant Butte	2B	Truth Or Consequences, NM	Rio Grande Sailing Club - Contact John Stiles, 3445 Tahoe NE, Albuquerque, NM
27/28	Memorial Day Regatta	4	New Orleans, LA	Fleet 41 - Contact Doug Webber (504) 831-1205
28/29	D'Arbonne Memorial Day Regatta	4	Farmville, LA	D'Arbonne Yacht Club Contact Ben W. Miller 505 Arkansas Avenue, Monroe, LA

27/28	ECSC 500 Regatta	5	Indianapolis, IN	Fleet 26 - Contact (317) 293-9271
27/28	Broad Bay Regatta	6	Virginia Beach, VA	Trafton Marine & Peninsula Sailing Contact (703) 464- 3660
27/28	Cat 44 Memorial Regatta	7	Ft. Lauderdale, FL	Fleet 44 & Holiday Hotel - Contact (305) 523-0888 or (305) 563-0823
27/28	Memorial Day Regatta	7	Gulfport, FL	Fleet 5 - Contact Ken Keene (813) 595- 4025
27/28	Memorial Day Races	9	St. Croix, Virgin Is.	CMA - Contact Roberto Bouret 767-3476
JUNE:				
3 & 4	Malibu Hobie Cat Fleet Regatta	2	Malibu, CA	Fleet 24 - Contact Jim Cronon 18049 Coastline Drive, Malibu, CA
4	Fleet 20 & 21 Regatta	2A	Los Banos, CA	Fleet 20 & 21 Contact Ed Mabie, 502 Oak Drive, Capitola, CA
3 & 4	American Lake Hobie Cat Regatta	3	Olympia, WA	Washington Hobie Cat Assoc. Contact (206) 943-5483
3 & 4	Contraband Day's Regatta	4	Lake Charles, LA	Lake Charles Yacht Club - Contact Allan R. Heath P O Box 5038 Lake Charles, LA
1/2	Mayors Cup Regatta	5	Indianapolis, IN	ECSG Contact (317) 293-9271
3/4	Bass River Hobie Cat Regatta	5	Cape Cod, MA	Goddhue Enterprises Contact (617) 537-0991
4	Open Multihull Regatta	5	St. Clair Shores, MI	Fleet 40 - Contact (313) 779-2145
3	Spring Series	6	Gibson Island, MD	Fleet 54 - Contact John Flanigan, III (301) 821-5217
4	Metedeconk River Yacht Club Spring Series	6	Metedeconk, NJ	Fleet 13 - Contact Geo. Francis (201) 899-3589 94 892-8303
3	Saturday Races #3 & #4	7	Atlanta, GA	Fleet 12 - Contact Frank Miller, 3528 Lynnray Dr., Atlanta, GA
3/4	Second Annual Hobie Fireball Regatta	7	Shell Pt. Beach, FL	Fleet 43 & Apalachee Bay Yacht Club Contact - Robert Cocanougher (904) 576-9816
4	Hobie Fun Races	7	Miami, FL	Fleet 36 - Contact (305) 233-7072 or 666-0882
4	Spring Series B	9	Isla Verde, Puerto Rico	PRMA - Contact Roberto Bouret 767-3476
10/11	Kahana Bay Regatta	1	Kahana Bay, HI	Fleet 6 - Contact Lary MacArthur (808) 839-4511
11	Santa Cruz to Moss Landing Cruise	2A	Santa Cruz	Fleet 20 - Contact Ed Mabie, 502 Oak Drive, Capitola, CA
10/11	Klamath Yacht Club Regatta	3	Klamath Falls, OR	Columbia Sailboat Sale 636 Front St., Klamath Falls, OR

10	Lake St. Clair Regatta	5	St. Clair Shores, MI	CRAM - Contact David Davis, One Oakwood, Ypsilanti, MI
10/11	"Off the Beach" Regatta	6	Seaside Park, NJ	Surf Sailing - Contact George Francis (201) 899-3589 or 892-8303
10	Lake George Yacht Club	6	New York	The Big Sport Center (518) 793-9696
11	Hobie Fun Races	7	Ft. Lauderdale	Fleet 44 - Contact (305) 233-7042
11	Spring Series B	9	Isla Verde, Puerto Rico	PRMA - Contact Roberto Bouret 767-3476
17/18	Annual Hobie Cat Team Races	2	Long Beach, CA	Fleet 3 - Contact Dennie Christopher 268 #B Covina Ave. Long Beach, CA
17/18	Miss California Regatta	2A	Santa Cruz, CA	Santa Cruz Yacht Club Contact (408) 423-9732
17/18	Heron Lake Regatta	2B	New Mexico	Southwest Yacht - Contact (505) 842-7155
17/18	Eastern Washington Hobie Cat Regatta	3	Moses Lake, WA	Washington Hobie Cat Assoc. - Contact (509) 765-5812
17/18	Open Multihull Regatta	5	St. Clair Shores, MI	Fleet 40 - Contact (313) 779-2145
17/18	Adventure Yacht Regatta	7	Unknown	Adventure Yacht Contact (813) 343-1571
18	Sunday Races #3 & #4	7	Atlanta, GA	Fleet 12 - Contact Frank Miller, 3258 Lynnrays Drive, Atlanta GA
18	Fleet 45 Race	7	Melbourne, FL	Fleet 45 - Contact Harry Stapor, P O Box 765, Melbourne, FL
17/18	El Conquistador Regatta	9	Puerto Rico	CNPR - Contact Roberto Bouret, 767-3476
18	Spring Series B	9	Isla Vista, Puerto Rico	PRMA - Contact Roberto Bouret, 767-3476
24/25	Kokokahi Sailing Club	1	Kaneohe Bay, HI	Kokokahi Sailing Club Contact - (808) 839-4511
24/25	Second Annual Team Races	2	Long Beach, CA	Belmont Shore Yacht Club - Contact Len Parish (714) 526-2088
24/25	Inter-Fleet Challenge Races W/Fleet 17	2A	Modesto, CA	Fleet 21 - Contact Larry Croisant, 1209 May Ave., Modesto, CA
25	Santa Cruz Yacht Club One-Design Series	2A	Santa Cruz, CA	Santa Cruz Yacht Club Contact (408) 423-9732
24/25	KRIB Radio Hobie Cat Fleet 10 Regatta	5	Mason City, IO	KRIB Radio/Fleet 10 Contact (515) 357-4800
24/25	Marblehead Race Week	6	Weymouth, MA	Marblehead Racing Assoc. Contact John D. Osmond, III 3 Bacon St., Wellesley MA
24/25	<u>Fleet 36 Regatta</u>	7	Miami, FL	Fleet 36 - Contact (305) 233-7042
24	Make-up Races	7	Atlanta, GA	Fleet 12 - Contact Frank Miller, 3258 Lynnrays Dr., Atlanta, GA
25	Spring Series B	9	Isla Verde, Puerto Rico	PRMA - Contact Roberto Bouret, 767-3476



Keith Fuller is one of the kind of guys that is so nice it's very hard to do a story on him and do the justice he deserves, but I'll try. First, to give you a little run-down on him, Keith is 27 years old, his wife's name is Teri, and they have a little girl, Audra, who is two years old.

When I first met Keith he was living and going to school in Oceanside, working as a draftsman, and also a part-time Hobie Cat dealer. He was very enthused with the Hobie Cat 14 and soon started winning all the regattas and became one of our best sailors in the 14 class. He came to Coast Catamaran shortly afterwards and became Dave Boyle's assistant in organizing the racing program. Since then he has been promoted to Race Coordinator and also writer of the Hobie Cat Hotline. He seems to get pulled into every other little job that comes up at Coast Cat due to his knowledge of the boat, the racing class, and just being a nice guy who is always willing to help.

Most guys work five days a week at Coast Cat, but Keith ends up working every weekend too, running the regattas in Southern California and many other areas across the country. While everybody else is having fun at these regattas, you can find Keith by day on the Committee Boat and by night locked in his room trying to unscramble the finishing figures and going over the Protest Committee's reports. Many times he won't finish this until 2:00 or 3:00 in the morning, getting a little sleep only to get up the next morning to do it all over again. Through all this he is also trying to put up with the disgruntled skippers here and there who think something went wrong and gave them a bad deal in a race. Being the Chairman of a regatta is somewhat like being the Umpire of a baseball game; he is not necessarily someone that everyone is crazy about. In fact, he usually hears nothing but the skipper's gripes. But Keith has become a super-popular person in Southern California and, in fact, wherever he has been by his methods of handling a race and keeping everybody happy. Just this past winter a group of sailors that appreciated the work and time Keith put in making Hobie Cat racing popular in Southern California threw a giant party in his honor just to show their appreciation. I have been to many regattas run by Yacht Clubs and other groups--some were good and some were not so good--but I sincerely believe the best run regattas I have participated in in the past few years are the ones Keith has been in charge of.

To sum up Keith Fuller, I just have to say he is one of the most popular people at Coast Catamaran, our regattas, and just among our general group of friends in the Capistrano area. I really hope that this little rundown does him the justice he deserves.

I might also add that Keith has a new hobby--he is building a new hang glider. We have all promised to come out and watch him on his first flight. All I can say is, BE CAREFUL KEITH!!! We do appreciate you and we don't want to lose you.

*Hobie Alter*

Hobie Alter

Keith's typical weekend activity (second from left).



## International Nautical Week

Here's a chance for you to enjoy a week of activities in Guaymas, Mexico. Guaymas is hosting an International Nautical Week from May 24th through June 1st and has invited the Hobie Cats to participate. This should prove to be a fun event as the whole state of Sonora is going all out for the event. The President of Mexico is planning on presenting trophies. Besides the Hobie Cat races, they have planned competition in water skiing, skin diving, rowing, fishing, swimming (including a long distance race), water polo and speed boat racing. All in all it promises to be an exciting week for everyone. If you can't make it for the whole time, come for the part you can and join the festivities.


Here's a schedule for the Hobie Cat racing:

May 27	Fun Race
May 27 & 28	Race in San Carlos Bay
May 29	Race from San Carlos to Guaymas Bay
May 30 & 31	Race in Guaymas
June 1	Trophy Presentation

If you can't make all of it, try to make part of it.

Arrangements are being made for camping on a nice white sand beach on San Carlos Bay near the La Posada De San Carlos Hotel and not far from the general store. If you want a room, write or call La Posada Hotel (telephone LD-1 in San Carlos, Sonora, Mexico and ask for the Hotel). Be sure to tell them you are participating in the regatta so you will get a special rate. If you have any questions you can either write or call Coast Catamaran (714) 493-4583 or Tony Blumfield or Jaime Hinojos at Compania De Maritima in San Carlos (phone LD-1 in San Carlos and ask for the marina). If you plan to go, please drop me a card so we will have a rough idea of how many boats will be participating.

Guaymas is located about 250 miles below Nogales, Arizona. I suggest you obtain a copy of the Automobile Club's book on Mexico if you are unfamiliar with the area. Hope you can join the fun at least for a couple of days.



Submitted by James C. Glanden, Newark, Delaware



## STOLEN BOAT

Be on the look out for a Hobie Cat 14 hull number 1554, yuma yellow with yellow trampoline missing the boom and sail; equipped with a homemade centerswivelling traveler control. Anyone with information concerning this boat please contact Keith Fuller at Coast Catamaran or contact Joe Hamburger, 105 Jamaica Way, Punta Gorda, Florida 33950.

## MAINTENANCE TIP

We have discovered a few failures of the front crossbar on the Hobie Cat 16. In all cases, this has occurred when the nuts on the dolphin striker rod have been loosened. In most cases, the loosened nut has worked off the rod, the dolphin striker becomes useless and any large compression load breaks the front crossbar. In a couple of cases the nut remained on the rod but was backed off so far that when a sudden compression load was applied the casting hit the nut hard enough to break the striker rod and the crossbar failed.

This problem can be completely eliminated by occasionally checking the nuts at either end of the dolphin striker rod to make sure they are tight. We recommend center punching the threads at the nuts to prevent them from working loose. Above all, remember that the compression load at the base of the Hobie Cat 16 mast is tremendous and if the dolphin striker rod does not take the strain the front cross bar will collapse!!



ANOTHER PICTURE OF LOTS OF BOATS AT LAKE HAVASU





### FLOAT VEST

A light weight COAST GUARD APPROVED float vest. Rugged construction for durability. Zippered of non-corrosive Dupont Delrin. Completely adjustable to fit with side lacings. Just the garment to meet the "approved" float device requirements and still be light enough to not interfere with the needs of movement during racing conditions. Comes in Small, Medium, Large and X-Large in Navy Blue with yellow stripe. Specify part number 6011.

\$25.00



### FLOAT COAT

America's Cup Float coats are designed to fill the needs of the sailor. COAST GUARD APPROVED, the lining of the jacket is sufficiently buoyant to support a person in the water. This will meet the requirements in the new legislation regarding Coast Guard approved float devices and still be light enough not to be too cumbersome. Two sets of pockets provide plenty of carrying capacity. Slash pockets above and extra large panel pockets in the front (grommeted for drainage). Draw string at the bottom and a built-in hood is attached under the collar. Comes in Navy Blue only in Small, Medium, Large and X-Large. Specify part number 6012.

\$55.00



### HOBIE LAPEL PINS

An attractive lapel pin that can double as a tie tack. Crafted of gold plated metal in the design of a Hobie 14 flying one hull--an emblem that verifies your membership in the Hobie Cat sailing fraternity. Please order part number 7100.

\$1.25




### HOBIE WET SUITS

Sail anytime of the year with Hobie wetsuits . . . the variety of styles and sizes obtainable give the right fit for warmth and comfort in almost any weather. The finest materials are used and each seam is glued and sewn for strength and durability. Made of 1/4" 1st Grade "Rubatex" gas blown neoprene and nylon lined for comfort. Check our features:

- \* High-cut neck for comfort and warmth.
- \* No underarm seams for comfort and longer suit life.
- \* Heavy-duty nickel-silver zippers for trouble-free operation and durability.
- \* Rolled cuffs for additional strength at stress points.
- \* Diamond-cut crotch to eliminate weakness of cross seams and for unparalleled comfort.
- \* Seams glued and sewn in all nylon suits.

All items come in Small, Medium, Large and X-Large except boots which are available in shoe sizes 6 through 14.

Full	#6001	\$49.95
Full Tank	#6002	39.95
Sleeves	#6003	21.00
Top	#6004	28.95
Half	#6005	34.00
Half Tank	#6006	28.95
Boots	#6007	8.95



40¢



### HOBIE DECALS

This Hobie Cat "Four Sail" decal is 4 1/2" by 4 3/4" and is designed to be a two-way water mount decal. The sails are white with the word "Hobie Cat" a blend of yellows, reds, and oranges. Order part number 7050.



### HOBIE SHIRTS

T-SHIRTS

\$3.50

SWEAT SHIRTS

\$5.00

TANK TOPS

\$5.00

These T-shirts, sweatshirts and tank tops are high quality cotton specially silk screened with our custom Hobie Cat designs on the back. Be sure to include part number when ordering.

**HOBIE CAT**  
25¢

	HOBIE CAT	HOBIE DAY	COLOR
T-SHIRTS \$3.50	#6030 #6031 #6032 #6033	#6020 #6021 #6022 #6023	White Red Yellow Navy
SWEATSHIRTS \$5.00	#6070 #6071 #6072 #6073	#6060 #6061 #6062 #6063	White Red Yellow Navy
TANK TOPS \$5.00	#6050 #6051 #6052 #6053	#6040 #6041 #6042 #6043	White Red Yellow Navy

Here is the same decal found on the hull of your boat. It is clear with the word "Hobie Cat" outlined in black. The material and adhesive are impervious to the elements. Order part number 7051.

An attractive bumper sticker designating you as a Hobie catter. It is 12 1/2" by 4" and is made of thin base vinyl to conform to odd shaped surfaces. Order part number 7052.

40¢



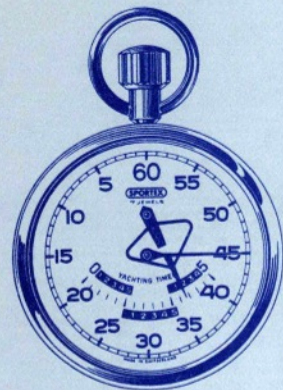
A circular stick-on decal with the same design and material as the bumper sticker. It is 3 7/8" in diameter. Specify part number 7053.

10¢

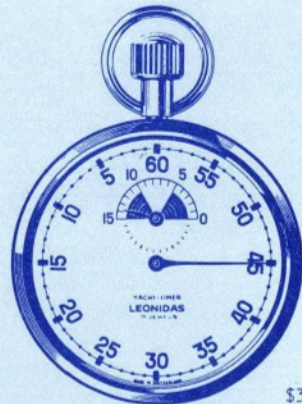


## HOBIE WATCHES

These watches are manufactured by Heuer, the largest, most respected manufacturer of stop-watches in the world. Heuer watches are used to time most major sporting events, including "The Americas Cup" and are the official timepiece of the Hobie Cat Class Association. The four yachting timers have reverse second divisions to facilitate countdown to start. Each is an excellent watch designed to help you get that good start so critical to racing.



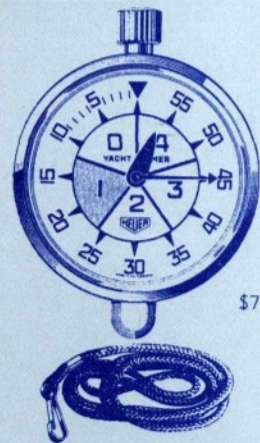
\$28.00



\$36.00

Here is a good, easy-to-read watch for a moderate price. Besides the three colored 5-minute segments this watch has a 15-minute override so you know the time when there's a general recall. A versatile watch with start, stop and return to zero by crown. Part number 603-612.

A 15-minute yachting timer. The minute hand sweeps three color-coded 5-minute registers to tell you when the starting flags should be raised. Start, stop and return to zero by crown. Order part number 603-115.



\$77.00



\$78.50

This is a fine time piece with a large color coded 5-minute central register. Features include a WATER RESISTANT case and a shock protected 7 jewel movement. Nylon lanyard included. Specify part number 503-812.

This is the wrist version of the watch to the left. Wrist mounting is ideal for single handed boats like the Hobie Cat 14 because you can check the remaining time by just turning your wrist while still holding the sheet line or tiller. Also features WATER RESISTANT case and shock protected 7 jewel movement. Comes with Nylon wrist strap. Part number 503-512.

## HOBIE CAT ACCESSORIES

Hobie Boom Vang

\$14.00

Part No. 1121

A simple four purchase boom vang utilizing 1/4" dacron line controlled by a V-jammer. Has a snap hook for hooking to mast base or corner castings. Fits either Hobie Cat 14 or 16. Kit comes complete with instructions on the use of the boom vang.

Hobie Super Vang

\$25.00

Part No. 2121

An easy to use boom vang designed especially for the Hobie Cat racing skipper. It utilizes 5/16" dacron line for maximum comfort. Incorporates long lasting metal cam cleates to facilitate rapid adjustment from anyplace on the boat. Comes complete with snap hook and instructions for its use. A must for every racing skipper. Fits both Hobie Cat 14 and 16.

Hobie Cat 16 Double Trapeze

\$22.50

Part No. 2074-1

This kit is designed to be simple to install and utilizes the existing trapezes so there is no waste. Now the skipper can join the crew on the wire on those windy days. The kit contains two trapeze wires and the connecting shock cord.

Hobie Cat Righting Line

\$3.50

Part No. 1143

A 1/2 inch diameter nylon righting line especially chosen because its easy to grip. Blue and white so it can't be confused the the sheet line.

Hobie Wind Indicators

\$1.00

Bright orange tell-tales designed to help you get the best performance out of your Hobie Cat. Kit number 6101 contains three tell-tales to be installed on your shrouds to help you determine apparent wind direction. Kit number 6102 contains six tell-tales to be affixed to your sail to show you the airflow over both sides of the sail at any given instant. Each kit is \$1.00

REMEMBER: When ordering from us, include \$1.00 to cover shipping and handling; order by part numbers; prepay order--no COD accepted; allow 2-3 weeks for delivery.

Prices subject to change without notice.

4/6/72



**HOBIE CAT CLASS ASSOCIATION**

33012 CALLE PERFECTO • SAN JUAN CAPISTRANO, CALIF. 92675

## HOBIE CAT ACCESSORIES

The items listed in this folder are items which we have found to be valuable to Hobie Cat owners. Most have been specially designed to our exacting specifications and bear the Hobie logo to identify you as a Hobie Cat owner. All items presented are the best available, yet moderately priced.

When you find an item you like check with your local dealer. If he is out of stock, you may order directly from us. However, when ordering from us, be sure to prepay the order, including \$1.00/order for shipping and handling (California residents add 5% sales tax). No COD orders will be accepted. Allow two to three weeks delivery time.

## HOBIE SEA AND SAILWEAR

When we designed the Hobie Cat wearing apparel, we kept four things in mind: (1) comfort, (2) appearance, (3) practicality and (4) price. Most of the clothing was chosen because it can be worn on or off the boat making it quite functional. All items are manufactured to our specifications from the best, most serviceable material available and priced to fit a moderate budget.



### HOBIE JACKET

Manufactured specifically for the Hobie Cat owner of waterproof 100% coated nylon, this jacket is perfect for the year round sailor. It will break the wind on those slightly chilly mornings and has huge pockets both inside and outside with sufficient depth to carry many items needed by the owner. The covered zipper is impervious to salt water and the patch over the heart identifies the wearer as a Hobie Cat owner. A complimentary yellow hood is permanently attached beneath the collar and held down with Velcro self tacking tabs. Comes in sizes Small, Medium, Large and X-Large.

	PART NO.	COLORS
HOBIE JACKET	6080	WHITE
	6081	NAVY
	6082	RED
	6083	YELLOW
	6084	LT. BLUE
\$14.95		

Be sure to include part number on order.





"THE CAT THAT FLIES"

Submitted by William C. Carlson, Wouthwick, Massachusetts



**HOBIE CAT** CLASS ASSOCIATION

33012 CALLE PERFECTO • SAN JUAN CAPISTRANO, CALIF. 92675

ADDRESS CORRECTION REQUESTED  
FORWARDING & RETURN POSTAGE GUARANTEED