

HOBIE CAT HOTLINE

PUBLISHED MONTHLY EXCLUSIVELY FOR REGISTERED HOBIE CAT OWNERS BY THE HOBIE CAT CLASS ASSOCIATION
33012 CALLE PERFECTO, SAN JUAN CAPISTRANO, CALIFORNIA 92675

JUNE, 1971



PHOTO CONTEST

The photo contest winner for June is once again Don Plank from Los Angeles, California. Don snapped this photo of Roy Seaman (skipping) and Ken Aldrich on a wild day at Marina del Rey. You'll note that they are on a Hobie Cat 16 with the main reefed and the jib removed---and they're still driving hard. Notice how their weight is aft, the lee bow is about the right height and the boat is well trimmed. In short, they're doing everything right. This photo depicts the tremendous versatility available in the Hobie Cat 16---the winds were gusting to 40 MPH this particular day and yet these two are sailing hard, fast and with reasonable stability. Congratulations to Don Plank for again submitting a winning photo.

SKIPPER OF THE MONTH

The month of June finds the spotlight on a young Hobie Cat skipper from Northern California. He is 17 year old Jeff Canepa from Santa Cruz. Jeff is proving to be one of the top sailors on the Northern California racing circuit, and he seems to be getting better every race. Last year he won the Division 2A Regional Championships at Lake Tahoe and went on to place 12th at the Nationals in Hawaii. Jeff has expressed a desire to win the Nationals in 1971, and somehow we think he's serious; he rides a bicycle some five miles a day to keep in shape for racing and he virtually devours every sailing and racing book he can get his hands on. People who know Jeff well predict he will be one of the top contenders for the Hobie Cat 14 title this year. You "older" skippers beware---better start preparing now if you want to be in the competition this fall. Every time we turn around another young sailor pops up and demonstrates further how the younger generation is going to take over the world---starting with the world of Hobie Cat racing.

MAINTENANCE TIP - PREPARING YOUR HOBIE FOR A TROUBLE FREE SEASON

Now that winter is over and sailing season is upon us it's time to think about putting your Hobie Cat in shape for the summer's activities. Here are some suggestions which may help you and perhaps improve your boat's performance.

- 1) Check all wires for bends, kinks, or broken strands. A kink or tight bend can lead to broken strands and once a wire starts breaking it should be replaced immediately. While you are checking your wires take a close look at the thimble areas. Check to see that the wire is not failing just above the micro-press. Be sure the thimble itself is not badly worn or elongated so the wire has to make a real tight bend -- this tends to start breaking strands.
- 2) Check all chainplates, tangs and gudgeons for signs of fatiguing. This will usually show up as small cracks around an area of stress. Check the rudder gudgeons where they start to bend -- sometimes cracks will indicate a weakened area.
- 3) Inspect all shackles for signs of wear. Replace any that start appearing worn.
- 4) Check shroud adjuster pins and rings for wear or distortion. These pins and the shackles are all stainless steel and should last a long time, but occasional inspection could prevent future trouble. Also, remember to tighten shackles with pliers when assembling the boat.
- 5) If the rudder pins are worn or bent out of shape they should be replaced. Check the mast bearing and the traveller slide bearing. If the teflon is getting fairly thin in spots it is time to be replaced. (To replace the traveller car bearing cut the old one out. Warm the new one in hot water and slide it over the car so one side is in the track. Then work the other side in with a screw driver or similar.)
- 6) If you use your Hobie on the beach alot check the bottom to see that the fiberglass is not worn too low. There is over 1/4" of fiberglass in the keel so you can wear it down a long way before you go through. (Just because you wear through the gel-coat, don't be alarmed. That's only a thin coating.) If you find your keel is quite worn you can rebuild it with layers of fiberglass and resin. Then file and sand it to the original shape.
- 7) Check your trampoline lacings for wear. It is a slight let down if one breaks.

We know you will have many enjoyable hours on you Hobie Cat this season. We hope these tips help prolong your enjoyment by preventing possible problems.

STOLEN SAIL

A Hobie Cat 16 sail was recently stolen from a building in Newport Beach. It should be easy to spot since both main and jib are red, white and blue with the distinctive sail number 1111. If you have seen this sail since April 26 or have any information about it please contact Keith Fuller at Coast Catamaran, (714) 493-4586.

RACING RULES

Starting this month the "Hotline" will include a brief, down to earth discussion of the racing rules. We will attempt to cover one rule at a time and in such a way that each skipper can understand that particular rule and apply it to his racing. It is interesting to note that the basic racing rules correspond to the international "Rules of the Road"---rules which govern every boat on the water at all times. Hence, a brief knowledge of the racing rules should prove valuable to every skipper, whether a competitive racer or pleasure sailor.

Following the discussion of each rule there will be sample situations which relate to the rules covered recently and perhaps the rule to be covered the coming month. The answers to these problems will appear in the "Hotline" the following month along with a brief discussion of the reasoning.

One of the most fundamental rules of sailing is called the opposite tack rule. The international rules of the road state: "When two sailing vessels are approaching one another, so as to involve risk of collision, one of them shall keep out of the way of the other as follows: i) when each has the wind on a different side, the vessel which has the wind on the port side shall keep out of the way of the other." The 1969 NAYRU Yacht Racing Rules say it much simpler

Rule 36 - Fundamental Rule - A port tack yacht shall keep clear of a starboard tack yacht.

Let's back up a minute. There seems to be an understandable confusion among new skippers as to the meaning of port tack and starboard tack. Many skippers who know the definition still have to think a second before they can make the determination. The basic definitions involved are as follows:

Starboard: The right side of the boat.

Port: The left side of the boat.

A yacht is on a tack except when tacking or jibing. A yacht is on the tack (starboard or port) corresponding to her windward side (NAYRU Racing Rules Part I).

Windward: Toward the wind (also called "weather").

Do you have those definitions memorized and understood? Let's see if we can help simplify them.

Let's start with port and starboard. If you have trouble remembering which is which, try writing starboard on the top of your right hand and port on your left. Then try to associate the word with the corresponding hand (right or left). Once you think you know port and starboard fairly well remove the words from the top of your hands and see how you do. -

Starboard tack and port tack are not so easy. The most common description is: when a yacht is on a starboard tack her mainsail is to port and vice-versa. That's simple enough. Here is another hint which may help you learn the difference. Facing forward, raise the hand which is on the side away from the sail (toward the wind). If you raised your right hand you are on starboard tack; your left indicates port tack. This can be done mentally quite fast.

If you take the time to become familiar with the terms you will find it easier to comprehend the meaning of the racing rules. So try to get a good grasp on the terms we define and you will be a step ahead.

Now that you know what the terms mean let's talk about the rule itself. This rule is the most comprehensive of all rules; it applies in almost half the encounters on the racing course. It is so basic to both pleasure sailing and racing that it is essential knowledge for all sailors. There are a few exceptions to the rule but we will not go into them at this time. They will be pointed out when we cover the related rules.

A common fallacy is to think "tack" means beating to weather. However, you are on a tack any time you are not tacking or jibing. In other words, you are always on a tack except when you are in the process of changing to the other tack. Even when you are running dead downwind you are either on a port tack (mainsail on the starboard side of the boat) or on a starboard tack (sail on port side).

In protests involving the port-starboard rule it is up to the boat on the port tack to prove that she did indeed keep clear of the starboard tack boat. Also, bear in mind that there need not be boat contact for a protest to be lodged.

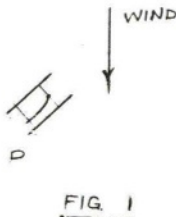


FIG. 1

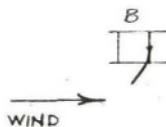


FIG. 2

1) In the diagram (Fig. 1), "P" is on a port tack and "S" is on starboard. Both are beating to the weather mark. "S" hails "starboard" and "P" holds her course. When "S" is about 1 1/2 boat lengths from "P", "S" alters course slightly and passes within five feet of "P's" stern. "S" protests because she had to alter course. At the protest meeting "P" maintains that they would have cleared by inches had both boats maintained course. Who is in the right?

2) In Figure 2, "A" is beating to weather on a port tack and "B" is running dead downwind, also on a port tack. According to Rule 37.1 (this will be discussed next month) "A" has the right-of-way. If both boats maintain course, contact is certain. Tactically, what would you do if you were "B"?

SAILING TIP - JIBING

Jibing is simply changing tacks while sailing downwind. The big difference between jibing and tacking is the direction of the wind relative to the boat. When you tack you cross head to wind but when jibing the stern crosses the wind.

Jibing in light airs is simple---just point the bows directly downwind, grab the mainsheet (below the boom) and swing the sail across the boat. Try to control the boom and sail so it doesn't just bang across and make sure you warn any crew or passengers so they know to duck.

As the wind velocity increases the fine art of jibing becomes more apparent. What is the fine art of jibing? That's where you can jibe in moderate to heavy weather without capsizing, losing control or damaging the boat or persons aboard. As you become more experienced you become more of an artist.

There are several things to think about when executing a jibe in heavy weather. First, don't let the jibe occur before you want it to. An accidental jibe in strong winds can be extremely dangerous---especially if someone's head gets in the way. A helpful device is a tell-tale on the shroud or on top of the mast. If you keep a watchful eye on the tell-tales you will know when the wind shifts or the time is right to jibe.

Before you jibe make sure the traveler line is released so the traveler car may slide the full length of the track. Also, be sure to unhook the boom vang if you had it hooked to the shroud or corner casting.

Now you're ready to jibe. With the boat sailing directly downwind, move your weight to aft center and swing the tiller extension around to the other side. Now take hold of the mainsheet (all 4 loops) between the ratchet block and the boom. As you start pulling the main to you slowly turn the boat through the wind. As the wind catches the sail on the opposite side try to control the swing of the boom with the sheet line in your hand and scramble on over to the side of the boat away from the sail. Remember to always keep your weight aft as the wind force will try to push the bows under. If your bows start to bury, turn upwind until they pop up, then bear off again on your desired course.

If you are in big swells and chops, a high speed jibe can be very interesting. If you time it wrong you can drive your bows right into the back of the next swell and pitch-pole. Try to time your jibe so you complete it at the top of a swell. Then you can drive across the face of it if you have to in order to keep the bows from driving in.

The best way to become proficient at jibing is to practice. With a little concentration and practice you can execute a smooth, safe and fast jibe.

HELP

We have misplaced our registration information on three Hobie Cat 14s in the Florida area. They are

Hull number	817	yuma yellow hull, golden brown deck
" "	818	tangerine hull, ivory deck
" "	823	all regatta blue

They were shipped with sails numbered 840, 806 and 707 respectively, but the sails could have been mixed. If you know the owner of one of these boats or have any information please advise us. Contact Keith Fuller at Coast Catamaran, (714) 493-4586.

DATE	EVENT	DIV.	PLACE	SPONSOR
June 6	San Pablo Bay Hobie Cat Regatta	2A	Vallejo, Ca.	North Bay Catamarans Contact: (707) 643-2761 Ext. 33
**5, 6	Devils Lake Hobie Cat Regatta	3	Devils Lake, Ore.	Oregon Coast Catamaran Contact: (503) 996-2430
5, 6	Oxnard Hobie Cat Regatta	2	Oxnard, Ca.	Buchanan Yacht Sales Contact: (805) 483-0147
5, 6	Jolly Rogers Sailing Club Regatta	5	Toledo, Ohio	Jolly Rogers Sailing Club Contact: Lud Fromme at (419) 385-2975
5, 6	Shell Pt. Hobie Cat Regatta	7	Shell Pt., Fla.	Charles J. Benda Contact: (904) 222-5132
**5, 6	1st Annual Buzzards Bay Regatta	6	N. Falmouth, Mass.	Goodhue Enterprises Contact: (617) 537-0991
**5, 6	Langley Yacht Club Regatta	6	Langley Field, Hampton, Va.	Peninsula Sailing Center, Inc Contact: (703) 642-4621
**12	Marina del Rey Hobie Cat Regatta	2	Marina del Rey, California	Hobie Cat Del Rey Contact: Steve Curran at (213) 823-0924
**13	Santa Monica Hobie Cat Regatta	2	Santa Monica, Ca.	California Sportsman & Fleet 16 Contact: (213) 894-5701
**13	Lake Waramaug Hobie Cat Regatta	6	Lake Waramaug, Connecticut	R. G. Smith, Inc. Contact: (203) 673-4701
**13	Lake Charles Summer Series	4	Lake Charles, La.	Allan R. Heath Contact: (318) 477-1698
13	Whaler's Festival Hobie Cat Invitational	6	Sag Harbor, N.Y.	Peerless Marine Contact: (516) 725-0400
13	Lake St. Clair Hobie Cat Regatta	5	Lake St. Clair, Michigan	Sailboats, Inc. Contact: (313) 468-6622
12, 13	Lake Norman Hobie Cat Regatta	7	Lake Norman, N.C.	William G. Leonard Contact: (704) 366-8140
12, 13	Oshkosh Yacht Club Regatta	5	Lake Winnebago, Wisconsin	Oshkosh Yacht Club Contact: James A. Young Sailboats at (414) 235-3327
12, 13	Annual St. Johns Regatta	7	Jacksonville, Florida	Underwater Designers Contact: (904) 246-6729
12, 13	Seabrook Sailing Club Regatta	4	Seabrook, Texas	Seabrook Sailing Club Contact: Steve Colwell at (713) 644-9287
12, 13	Seneca Lake Hobie Cat Regatta	5	Cambridge, Ohio	Terra Marine Company Contact: (614) 432-5384
12, 13	Woodward Lake Hobie Cat Invitational	2A	Modesto, Ca.	Skip & Barrie's Hobie Cat Sales Contact: (209) 537-4144
19	Lake Ontario Hobie Cat Regatta	6	Rochester, N.Y.	Shumway Marine Contact: (716) 342-3030
19	Hampton Bay Hobie Cat Regatta	6	Hampton Bay, N.Y.	Emilio's Ski & Surf Shop Contact: (516) 796-1565
**19, 20	California State Championship	2,2A	Lopez Lake, Ca.	Coast Catamaran Corp. Contact: Keith Fuller at (714) 493-4586
19, 20	Bear Lake Hobie Cat Regatta	3,2B	Bear Lake, Utah	Salt Lake Sails Contact: (801) 262-2921
19, 20	Vancouver Lake Hobie Cat Regatta	3	Vancouver, Washington	Starboard Tack Contact: (503) 228-9847
19, 20	Adventure Yachts Hobie Cat Regatta	7	Boga Ciega Bay, Florida	Adventure Yachts Contact: Charles Hayward at (813) 343-1571
**19, 20	Off the Beach Regatta	6	Pt. Pleasant, N.J.	Surf Sailing Contact: (201) 899-3589

DATE	EVENT	DIV.	PLACE	SPONSOR
26	Cherry Creek Hobie Cat Regatta	2B	Cherry Creek Dam, Colorado	Bill Thomas Motorcycles, Inc. Contact: (303) 322-3156
**27	Lake Charles Summer Series	4	Lake Charles, La.	Allan R. Heath Contact: (318) 477-1698
27	Potomac River Hobie Cat Regatta	6	Potomac River, Maryland	Hobie Cat Sales Contact: Robert Mairs at (202) 767-2837
27	Alameda Bay Hobie Cat Regatta	2A	Alameda Bay, Ca.	J. C. Beery, Co. Contact: (415) 845-6310
**26, 27	Wickford Yacht Club Hobie Cat Invitational	6	Wickford, R.I.	Wickford Yacht Club Contact: Rhode Island Hobie Cats at (401) 434-1444
**26, 27	Southern Oregon Championships	3	Howard Prairie Lake, Oregon	Rogue Yacht Club Contact: John Summers at (206) 325-1670
26, 27	Lake Michigan Hobie Cat Regatta	5	Little Traverse Bay, Michigan	Irish Boat Shop, Inc. Contact: (616) 526-2145
26, 27	Bellport Hobie Cat Regatta	6	Bellport, N.Y.	Bellpat Marine Corp. Contact: (516) 286-8368
26, 27	Clear Lake Hobie Cat Regatta	5	Clear Lake, Iowa	Minette Sailboats Contact: (515) 423-3427
26, 27	Captain's Anchorage Hobie Cat	2	Dana Point, Ca.	Captain's Anchorage Contact: Keith Fuller at (714) 493-4586
July 3	Flying Pt. Park Hobie Cat Regatta	6	Bush River, Md.	J. Patrick Moore Contact: (301) 679-7224
4	Lake Wallenpaupack Hobie Cat Regatta	6	Lake Wallenpaupack, Pennsylvania	Sports Chalet & Lake Wallenpaupack Yacht Club Contact: (717) 226-4534
4	4th of July All Class Regatta	7	Eau Gaillie, Fla.	Eau Gaillie Yacht Club Contact: Dave Rodgers at (305) 783-7506
4	Polson Bay Hobie Cat Regatta	3	Polson Bay, Montana	Bear-Grove Co. Contact: John Summers at (206) 325-1670
3, 4	Rockport Hobie Cat Regatta	4	Rockport, Texas	O. C. Bailey Co. Contact: (512) 882-2201
**3, 4	Fourth of July Regatta	3	Klamath Lake, Oregon	Klamath Yacht Club Contact: John Summers at (206) 325-1670
**3, 4	Hampton Yacht Club Regatta	6	Hampton, Va.	Peninsula Sailing Center Contact: (703) 642-4621
**3, 4	Puerto Rico Multihull Invitational Regatta	9	Fajardo, P.R.	Puerto Rico Multihull Association Contact: Roberto E. Bouret at 767-3476
10	Portland Harbor Hobie Cat Regatta	6	Portland Harbor, Maine	Trepel Systems, Inc. Contact: (207) 288-3187
10	Skaneateles Lake Hobie Cat Regatta	6	Skaneateles Lake, New York	Mar-Marine Contact: (315) 463-8411 Ext. 3280
10, 11	Dana Point Hobie Cat Regatta	2	Dana Point, Ca.	Dana Point Yacht Club Contact: Keith Fuller at (714) 493-4586
10, 11	Red Grant Regatta	6	Perth Amboy, N.J.	Raritan Yacht Club Contact: Arthur E. Zucker, 160 Water St., Perth Amboy, N.J. 08861
10, 11	Diamond Lake Hobie Cat Regatta	5	Cassopolis, Mich.	Borough Sailboat Sales Contact: (219) 232-9801
**10, 11	Lake Champlain Valley Championships	6	Burlington, Vt.	Lake Champlain Yacht Sales Contact: (802) 864-0500

DATE	EVENT	DIV.	PLACE	SPONSOR
**July 10, 11	East Greenwich Yacht Club Hobie Cat Invitational	6	E. Greenwich, Rhode Island	East Greenwich Yacht Club Contact: Rhode Island Hobie Cats at (401) 434-1444
**10, 11	Capital Lake Fair Regatta	3	Puget Sound Isl., Olympia, Wash.	Skis & Yachts Contact: (206) 943-5050
17	Patuxent River Hobie Cat Regatta	6	Patuxent River, Maryland	Southern Maryland Sailing Center Contact: (301) 994-0419
18	Potomac River Hobie Cat Regatta	6	Potomac River, Maryland	Hobie Cat Sales Contact: (202) 767-2837
17, 18	Malibu Yacht Club Hobie Cat Regatta	2	Malibu, Ca.	Malibu Yacht Club Contact: Keith Fuller at (714) 493-4586
17, 18	Sail-Fish Marine Hobie Cat Regatta	5	Tawas Bay, Mich.	Sail-Fish Marine Contact: (517) 362-3211
17, 18	Sebago Lake Hobie Cat Regatta	6	Sebago Lake, Maine	R. A. Whitney Contact: (207) 693-6743
**17, 18	Greater Vancouver Sea Festival Regatta	3	Vancouver, Br. Columbia	Maritime Sales Contact: (604) 687-2736
**17, 18	Rocky Mt. Hobie Cat Championships	2B	Dillon Reservoir, Dillon, Colorado	Keoni Warinner Contact: (408) 356-7406
25	Lewis & Clark Lake Hobie Cat Regatta	5	Lewis & Clark Lake, Nebraska	Omaha Catamaran Contact: (402) 391-2783
**25	Ponte Verde Regatta	7	Ponte Verde Bch., Florida	Underwater Designers Contact: (904) 246-6729
24, 25	San Pedro Hobie Cat Regatta	2	Los Angeles, Ca.	Bill's Islander Contact: (213) 547-1313
24, 25	Monroe Boat Club Regatta	5	Toledo, Ohio	Monroe Boat Club Contact: Lud Fromme at (419) 385-2975
24, 25	2nd Annual Cape Cod Hobie Regatta	6	Lewis Bay, Cape Cod	Goodhue Enterprises Contact: (617) 537-0991
31	Noyac Bay Hobie Cat Regatta	6	Noyac Bay, N.Y.	Peerless Marine Contact: (516) 725-0400
31, 8/1	Lake Berryessa Hobie Cat Regatta	2A	Lake Berreyessa, California	Barbary Coast Yacht Co. Contact: (415) 457-9772
**31, 8/1	Seafair Cup Regatta	3	Lake Washington, Seattle, Wash.	Taylor Creek Yacht Club Contact: John Summers at (206) 325-1670

**NOTE: Dates of those starred regattas are additions or corrections.

HOBIE CAT CLASS REGISTRATION

Do you know any Hobie Cat skippers who are not receiving the Hobie Cat "Hotline"? If you do have them send us their name, address, sail number and hull number (found on the outside of the forward posts). We will be happy to add them to our mailing list so they receive all our information. Occasionally we notify owners of safety items or design changes and if someone is not on our list he won't receive the information.

ARTICLES OF INTEREST

Watch for articles covering the London Bridge Regatta in the coming issues of most of the boating magazines, especially Sea, Yachting, Southern California Boating and One Design and Offshore Yachts man. Also, this month there is to be a picture in Sunset of Hobie Cats on the beach at the new San Onofre State Beach.


The July issue of Playboy will have an article covering Playboy's pick of the top day sailors. Among the boats picked was the Hobie Cat. This article and pictures should be of interest to all Hobie Cat owners.

NEW PRODUCTS

A new line of roller bearing blocks is now available through Coast Catamaran. The blocks are manufactured by Seaway and are made of white Delrin with 22 self-lubricating Delrin needle bearings. The sides of the sheave also employ 6 small bronze ball bearings to prevent binding on the cheeks. The blocks carry an unconditional guarantee (when used on boats of 30 feet or less). The 2 1/2" diameter sheave will handle line to 7/16 diameter and have a safe working load varying from 1,350 pounds for the single blocks to 2,550 pounds for the double blocks. Please use the following designations when ordering:

Seaway	#001	single block	7.50
"	#002	single block w/becket	9.25
"	#003	double block	17.95
"	#004	double block w/becket	19.50
"	#020	triple block	23.95
"	#021	triple block w/becket	25.75

California skippers be sure to include 5% sales tax when placing your order.



Occasionally Coast Catamaran cooperates with magazine photographers in an effort to get outstanding action shots. This was the case one windy day when Phil Edwards (at the helm) and Sandy Banks put a 16 through its paces before the camera of Bob Smith, a photographer for Friends magazine (Chevrolet publication). The above picture shows Phil and Sandy in the double trapeze about to perform a "sail-over" (the hull actually passes over the camera boat). The picture on the next page shows Phil and Sandy driving hard with reefed mainsail. Note how Sandy is keeping his weight as far back as possible to help keep the boat trimmed.

HOBIE CAT NATIONAL CHAMPIONSHIPS

Plans are progressing for the 1971 Hobie Cat Nationals. We plan to hold the Hobie Cat 16 Nationals in Coronado (south of San Diego) in the latter part of October. There will be one day of racing out in the ocean and one days racing in the bay so there will be plenty of variety. Tentative plans for the Hobie Cat 14 Nationals are for a big three day championship regatta over Thanksgiving weekend at Apollo Beach (near Tampa), Florida. We are still negotiating for lodging facilities but everything else looks quite favorable. The 14 Championships will be made up of 50 skippers with 31 to pre-qualify at regional races and the balance to qualify at the consolation races the day before the regatta commences. Also, there will be corresponding races for non-qualifiers all weekend so there will be plenty of activity.

Here is an outline of the states included in each region and how many skippers will pre-qualify, so you know where you are:

<u>DIVISION</u>	<u>STATES</u>	<u>QUALIFIERS</u>
1	Hawaii	3
2	Southern California	5
2A	Northern California	3
2B	Arizona, Colorado, Nevada, New Mexico, Utah, Wyoming	2
3	Idaho, Montana, Oregon, Washington	2
4	Arkansas, Kansas, Louisiana, Mississippi, Oklahoma, Texas	3
5	Illinois, Indiana, Iowa, Kentucky, Michigan, Minnesota, Missouri, Nebraska, North Dakota, Ohio, South Dakota, Wisconsin	3
6	Connecticut, Delaware, Maine, Maryland, Massachusetts, New Hampshire, New Jersey, New York, Pennsylvania, Rhode Island, Vermont, Virginia, Washington D.C., West Virginia	3
7	Alabama, Florida, Georgia, North Carolina, South Carolina, Tennessee	3
8	Bahama Islands	3
9	Puerto Rico, Virgin Islands, West Indies	3




HOW ABOUT ADVERTISING?

Our modest effort at journalism---the Hobie Cat "Hotline"---is designed entirely for the Hobie Cat skipper. That's why we would like to know your feeling on the idea of selling advertising space in the "Hotline". We are currently faced with the dilemma of attempting to recover some of our mailing costs---we mail approximately 4,000 issues monthly and our list is growing rapidly. We are faced with two choices---either sell space to advertisers or collect dues from association members. How do you feel? Would you rather see advertisements in the newsletter or pay yearly dues (\$3.00 to \$5.00)? We would like to continue to offer a full program of activities and newsletters at no expense to owners but we must soon find a way to recover some of our growing expenses. If you have an opinion please so indicate on the attached form and mail it to us soon.

I would/would not object to advertisements in the Hobie Cat "Hotline".

I am/am not in favor of paying annual dues to the Hobie Cat Class Association.

COMMENTS: _____



Here is a picture from the files of Coast Catamaran. On Hobie #2 is Wayne Schafer with Hobie on #4 about to jibe. Wayne is really driving hard---his lee hull is barely visible in all the spray.

A SUGGESTION

Occasionally skippers suffer the pangs of demasting all because the little keeper ring which holds the pin in the shroud adjuster somehow wore out or worked loose. There is a simple way to minimize the problem---tape the keeper rings to the shroud adjusters so they can't work. This is easily done by simply wrapping tape around the pin and ring a couple of times. Of course, if you're just going for a short sail it probably isn't worth the effort, but if you are leaving your mast up for any length of time it is worth considering.

The Hobie Cat 16 is especially susceptible to demasting from this problem because of the design of the keeper ring. It was designed to be easier to install, but consequently works loose easier, too. Remember to check these rings occasionally---it can prevent a lot of unnecessary grief.

STOLEN BOATS

Recently a Hobie Cat 14 was stolen from her owner. The boat is white with sky blue deck and has hull number 3895. It was stolen from the Virginia Beach area on April 11, 1971. The boat and accompanying trailer (Moody-galvanized) were stolen but the thief did not get the sail, boom or battens. DEALERS, be on the lookout for any stranger ordering the above items. SKIPPERS, if you see a boat this color with other than stock boom, sail or battens please check the hull number or contact One Design Sailboats (703) 425-9515, or Keith Fuller at Coast Catamaran (714) 493-4586.

P.S. The last stolen boat advertised in the "Hotline" was located by some observant Hobie Catters. Let's see if we can have a perfect record.

PHOTO RELEASE

Submission of a photo to the Hobie Cat Photo Contest automatically releases the photo to Coast Catamaran, for any purpose they desire, if the photo is selected as a winner. Should the photo not be selected as a winner, Coast Catamaran still reserves the right to the use of the photo, in consideration for which the person submitting the photo shall receive \$25 in Hobie Cat merchandise of his choice. All photos submitted become the sole property of Coast Catamaran until they are either selected as winners, selected for special use, or returned to the entrant.

I have read the above stated conditions of the Photo Contest and agree to these conditions without reservation.

SIGNED _____
ADDRESS _____
ZIP _____

DIVISION 6 ACTIVITIES

- June 5, 6 First Annual Buzzards Bay Regatta North Falmouth, Massachusetts
Sponsor - Goodhue Enterprises
- Location: Silver Beach Seacrest Motel, North Falmouth, Massachusetts.
Schedule: Saturday - three races
Sunday - two races
Entry Fee: \$3.00 for Saturday or Sunday; \$5.00 for both days.
Launching & Parking: Good launching facilities and parking for cars and trailers.
Overnight boat storage available.
Accommodations: Plenty of motels nearby.
Special Activities: There will be a cocktail party Saturday night with entertainment by Steve Hill.
For Further Information: Contact Goodhue Enterprises, 190 Central, Leominster, Massachusetts 01453 (617) 537-0991.
- June 5, 6 Langley Yacht Club Regatta Langley Field, Hampton, Virginia
Sponsor - Peninsula Sailing Center, Inc.
- Schedule: Saturday - Skipper's Meeting 10:00 AM
First Race 11:00 AM with three races
Sunday - two races
Accommodations: No camping available.
Hotels nearby (5 miles away).
For Further Information: Contact Peninsula Sailing Center, Inc., 16 House Street, Hampton, Virginia 23369 (703) 642-4621.
- June 12 Bean Town Hobie Cat Invitational North Weymouth, Massachusetts
Sponsor - Bean Town Hobie Cat Fleet #28 & Multihull Associates
- Schedule: Skipper's Meeting 10:00 AM
First Race 10:30 AM
Lunch Break 12:00 - 1:00 PM
Second Race 1:15 PM, third race back to back
For Further Information: Contact Multihull Associates, Inc., Building 53, 349 Lincoln Street, Hingham, Massachusetts 02043 (617) 337-5121.
- June 13 Lake Waramaug Hobie Cat Regatta Lake Waramaug, Connecticut
Sponsor - R. G. Smith, Inc.
- Location: Lake Waramaug, New Preston, Connecticut (intersection of Route 25 & 45).
Schedule: Sunday - Registration from 9:00 - 10:30 AM
Skipper's Meeting 10:30 AM
First Race 11:00 AM, three races
Entry Fee: \$3.00 (to cover cost of beer and pop).
Launching: Beach launch.
Special Activities: Be sure to bring along a picnic lunch. This regatta will be good for spectator viewing.
For Further Information: Contact R. G. Smith, P.O. Box 204, Colonial Road, Canton, Connecticut 06019 (203) 673-4701. For the New York City area contact Dennis Williamson, 420 East 77th, New York 10021 (212) 628-0343.
- June 13 Whaler's Festival Hobie Cat Invitational Sag Harbor, New York
Sponsor - Peerless Marine
- No details available.
For information contact Peerless Marine, Ferry Road, Route 114, North Haven, Sag Harbor, L.I., New York 11963 (516) 725-0400.

June 19	<u>Lake Ontario Hobie Cat Regatta</u>	Rochester, New York Sponsor - Shumway Marine
	No details available.	
	For information contact Shumway Marine, Drawer A, Charlotte Station, Rochester, New York 14612 (716) 342-3030.	
June 19	<u>Hampton Bay Hobie Cat Regatta</u>	Hampton Bay, New York Sponsor - Emilio's Ski & Surf Shop
	Schedule: Three races Saturday.	
	Entry Fee: \$3.00; will cover cost of parking, launching & use of marina.	
	Launching & Parking: Private beach launch at marina & parking available at marina. Overnight boat storage at marina.	
	Accommodations: Call (516) 728-6777.	
	For Further Information: Contact Emilio's Ski & Surf Shop, 2726 Hempstead Turnpike, Levittown, New York 11756 (516) 796-1565.	
June 19, 20	<u>Off The Beach Regatta</u>	Pt. Pleasant, New Jersey Sponsor - Surf Sailing
	Schedule: Saturday - Skipper's Meeting 10:00 AM First Race 11:00 AM, three races Sunday - two races	
	Entry Fee: Amount not determined in time for publication.	
	Launching: Beach launch near the Beacon Manor Hotel in Point Pleasant Beach.	
	Accommodations: No camping available. Motel facility - Beacon Manor Hotel	
	Special Activities: There will be a cocktail party Saturday night. Good spectator viewing from the beach.	
	For Further Information: Contact Surf Sailing, 530 Parker Avenue, Metedeconk, New Jersey 08723 (201) 899-3589.	
June 27	<u>Potomac River Hobie Cat Regatta</u>	Potomac River, Maryland Sponsor - Hobie Cat Sales
	No details available.	
	For further information contact Robert Mairs, Hobie Cat Sales, P. O. Box 31093, Temple Hills, Maryland 20031 (202) 767-2837.	
June 26, 27	<u>Wickford Yacht Club Hobie Cat Invitational</u>	Wickford, Rhode Island Sponsor - Wickford Yacht Club
	Schedule: Two days of racing consisting of four to six races.	
	Launching: More than adequate facilities for launching.	
	For Further Information: Contact Rhode Island Hobie Cat, 224 Waterman Avenue, East Providence, Rhode Island 02914 (401) 434-1444 or 438-2447.	
June 26, 27	<u>Bellport Hobie Cat Regatta</u>	Bellport, New York Sponsor - Bellpat Marine Corp.
	No details available.	
	For further information contact Bellpat Marine Corp., 1260 Montauk Highway, East Patchogue, New York 11772 (516) 286-8368.	
July 3	<u>Flying Pt. Park Hobie Cat Regatta</u>	Bush River, Maryland Sponsor - J. Patrick Moore
	No details available.	
	For further information contact J. Patrick Moore, 908 Averill Road, Joppa, Maryland 21085 (301) 679-7224.	

Location: Lake Wallenpaupack, Poconos, Pennsylvania.
Schedule: Sunday - one or two races (One of a Kind regatta).
For Further Information: Contact Sports Chalet Ski & Sail Shop, P.O. Box 11, Allentown, Pennsylvania 18101 (215) 433-1007 or 433-0090; also, Joseph Dolgos (717) 226-4534 (summer phone).

FLEET NEWS

July 4	<u>Fleet #13 Spring Series</u>	Metedeconk, New Jersey
	See June 27 for details.	

Cooper River Yacht Club Regatta, April 24, Sponsored by Cooper River Yacht Club & Fletcher Marine.

HOBIE CAT 14

POSITION	NAME	SAIL #	RACE NUMBER			TOTAL POINTS
			1	2	3	
1	Jim Greenfield	2736	1	1	2	3 1/2
2	Bob Allen	758	2	2	1	4 3/4
3	Rocky Cale	2527	3	3	3	9
4	R. Crowe	1507	5	4	5	14
5	Tom Bradley	1285	DNS	5	4	14



A good position not to be in on a wave. Remember to keep your weight AFT when surfing so your bows stay up. This one is close to burying. Photo courtesy O'Neill's Yacht Center.



HOBIE CAT CLASS ASSOCIATION

33012 CALLE PERFECTO • SAN JUAN CAPISTRANO, CALIF. 92675

BULK RATE
U. S. POSTAGE
PAID
Permit No. 79
San Juan Capistrano, Ca.

ADDRESS CORRECTION REQUESTED

FORWARDING & RETURN POSTAGE GUARANTEED