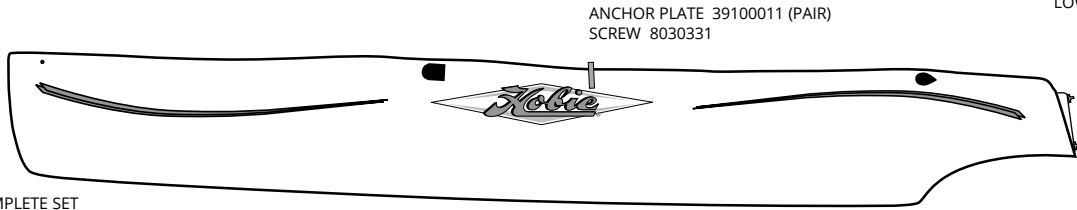


HOBBIE GETAWAY PARTS

REPLACEMENT HULL - left 37010001
 REPLACEMENT HULL - right 37020001

EZ LOC RUDDER PINTLES
 UPPER PINTLE 90880211
 LOWER PINTLE 90880221



ANCHOR PLATE 39100011 (PAIR)
 SCREW 8030331

SCREW 8030171
 SCREW (2009+) 8030331

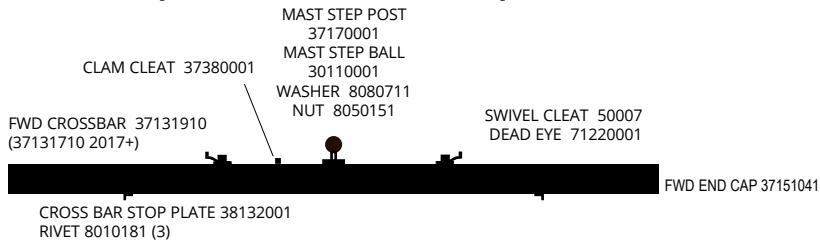
DRAIN PLUG
 W / GASKET
 10091000

DECALS -
 37440150 "CURLS" COMPLETE SET
 37440151 "GETAWAY" EACH
 12451031 "Hobie" Diamond 36" Turq/Silver

BOW SPREADER 37500001
 (37501701 2017+)

BOW TANG 20120000
 BOLT 8040341
 NUT 8050311
 PLATE 37500021
 RIVET 8010181

END BLOCK 37500031
 RIVET 8010201 (4)
 BOLT 8030291
 WASHER 8080671



MAST STEP POST 37170001
 MAST STEP BALL 30110001
 WASHER 8080711
 NUT 8050151

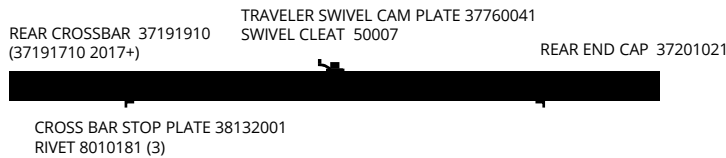
CLAM CLEAT 37380001

FWD CROSSBAR 37131910
 (37131710 2017+)

SWIVEL CLEAT 50007
 DEAD EYE 71220001

FWD END CAP 37151041

CROSS BAR STOP PLATE 38132001
 RIVET 8010181 (3)

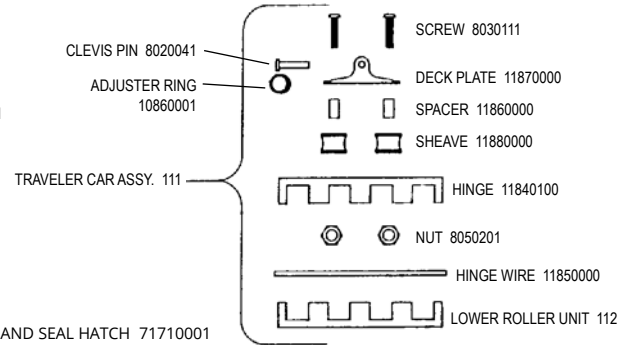


REAR CROSSBAR 37191910
 (37191710 2017+)

TRAVELER SWIVEL CAM PLATE 37760041
 SWIVEL CLEAT 50007

REAR END CAP 37201021

CROSS BAR STOP PLATE 38132001
 RIVET 8010181 (3)



CLEVIS PIN 8020041
 ADJUSTER RING 10860001

SCREW 8030111

DECK PLATE 11870000

SPACER 11860000

SHEAVE 11880000

HINGE 11840100

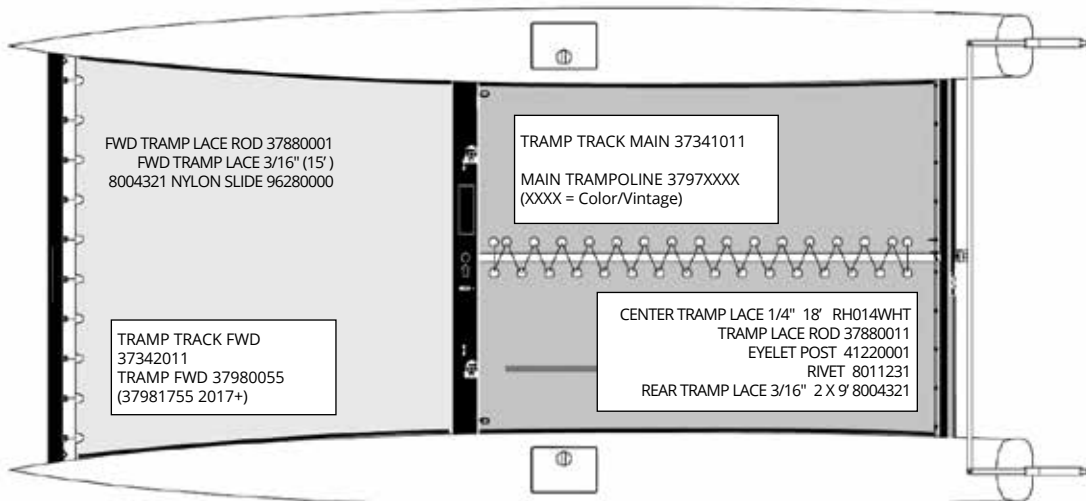
NUT 8050201

HINGE WIRE 11850000

LOWER ROLLER UNIT 112

ORIGINAL HATCH*
 * Replacement "O" Ring Seal
 # SPA-4SEAL-S Available from imtra.com
 Not stocked by Hobie Cat

HOBBIE TWIST AND SEAL HATCH 71710001
 GASKET 71707002 (REQ 2)
 SCREWS 8032121 (REQ 14)
 5" HATCH (INSIDE) 41370001
 DRAIN ELBOW FITTING 37370036

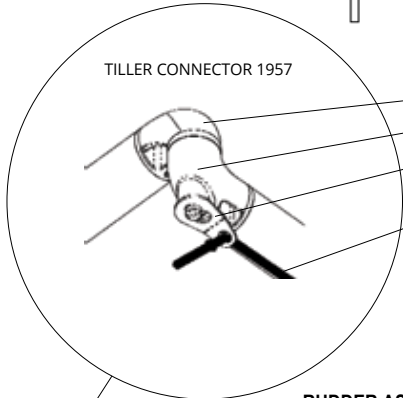
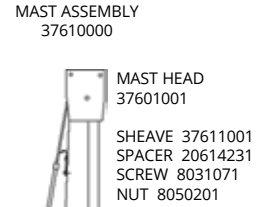
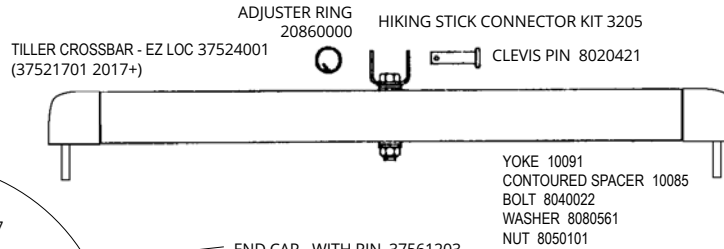
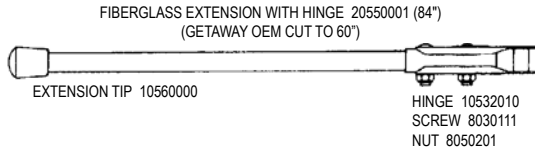


FWD TRAMP LACE ROD 37880001
 FWD TRAMP LACE 3/16" (15')
 8004321 NYLON SLIDE 96280000

TRAMP TRACK FWD
 37342011
 TRAMP FWD 37980055
 (37981755 2017+)

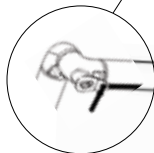
TRAMP TRACK MAIN 37341011
 MAIN TRAMPOLINE 3797XXXX
 (XXXX = Color/Vintage)

CENTER TRAMP LACE 1/4" 18' RH014WHT
 TRAMP LACE ROD 37880011
 EYELET POST 41220001
 RIVET 8011231
 REAR TRAMP LACE 3/16" 2 X 9' 8004321



- END CAP - WITH PIN 37561203
- END CAP - THROUGH HOLE 37561200
- TILLER CONNECTOR RETAINER 40590001
- SHOCK CORD (10") RS316BLK
- SCREW 8031151
- RIVET 8010261

RUDDER ASSEMBLY - EZ LOC
37312000



TILLER ARM 37382011

UPPER BOLT 8040391
NUT 8050331

RETAINER CLIP 90880231
BUNGEE (3/16" X 10") RS316BLK

EZ LOC HOUSING 50313001
LOWER BOLT 8040321
WASHER 8080671
NUT 8050331
EZ LOC PLUNGER 20492021

RUDDER LINKAGE (2)
50313201
TUBE RIVET
50313301

UP-LOCK PIN KIT
50314001
(PIN, LANYARD 37661091,
2-RING 20860000)

EZ LOC
RUDDER
BLADE
20491000

HALYARD
37651001

TANG
20690000

SHACKLE
20700001

COMPTIP
37611100

LUFF TRACK
37611151 (102")

LOWER
MAST
37583141

DANGER LABEL / WATCH FOR
WIRES 13440010

DANGER LABEL / WATCH FOR
WIRES 13440000

JIB TANGLE PREVENTER
HOOK 2101
SHOCK CORD
RS014BLK X 3'

DOWNHAUL /
HALYARD CLEAT
10730000
SCREW 8030111
NUT 8051301

MAST BASE
37641001

STEP PIN
8020451

**UPDATE OLDER GETAWAY
TO EZ LOC**

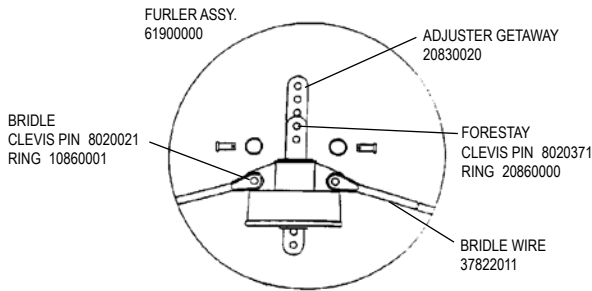
- (2) **37312000** EZ LOC RUDDER ASSEMBLY
- (1) **37524001** TILLER CROSSBAR
- (1) **20550001** HIKING STICK
- (2) **90880211** PINTLE - UPPER
- (2) **90880221** PINTLE - LOWER
- (12) **8030171** SCREW 12-24 X 3/4

DANGER:
ALWAYS USE EXTREME CAUTION WHILE
RAISING AND LOWERING YOUR MAST. CONTACT
WITH A POWER LINE COULD BE FATAL.

FORESTAY / BRIDLES



FORESTAY ASSY 37810001
 FORESTAY ASSY INCLUDES:
 *SHACKLE W/KEEPER WIRE 20700001
 *SWIVEL 61230000
 *YOKE 37810030
 *SCREW HSPAP
 *LOCK NUT 8050111
 *LOWER FORESTAY 37810021



ROLLER FURLER DETAIL

FURLER TUNE UP KIT 61900900
 INCLUDES: BEARINGS, BEARING CAGE, NYLINER, NYLON SLEEVE, DARBY RINGS, SPOOL, HOUSING

- CLEVIS PIN 8020371 RING 20860000
- SHACKLE 10700000
- ADJUSTER 20830020 FLATTENED
- NYLINER 8061101
- NYLON SLEEVE 61940000
- YOKE 61980000
- SPOOL & HOUSING SEE BELOW
- SLEEVE 61950001
- DARBY RING 8062511
- BEARING RACE 61920000
- ***** BEARINGS (REQUIRES 18) 61670000
- BEARING CAGE 61930000
- BEARING RACE 61920000
- DARBY RING 8062501
- TUBE 61910000
- SPOOL & HOUSING 61960001
- NOT SHOWN
- LINE RH018WHT X 18' SCREW 8030501

FURLER ASSY. 61900000

SHROUDS




SHACKLE 20700001



SHROUD 37790001



CLEVIS PIN 8020381 RING DING 20860000



7 HOLE STAY ADJUSTER 20830010



CLEVIS PIN 8020371 RING DING 20860000



LEECH BATTEN TIP (TOP) 21333000



LEECH BATTEN TIP 11323000



LUFF BATTEN TIP 11322011



BATTEN TIE LINE RH112WHT X 18"

- BATTEN #8 34 1/2" (H16 JIB)
- BATTEN #7 55"
- BATTEN #6 69"
- BATTEN #5 77 3/4"
- BATTEN #4 84 1/4"
- BATTEN #3 88 3/4"
- BATTEN #2 90 3/4"
- BATTEN #1 92"

37016001 BATTEN SET (FOR INDIVIDUAL BATTENS SEE UNIVERSAL BATTENS IN CATALOG)

FLOAT KIT 30119 SCREW 8032011

"HOBIE" BATTEN LUFF PROTECTOR KIT 12480001

JIB COVER 1815 SNAP HOOK 53790040

JIB HOOK CLEW BLOCK 53790141 20680000

JIB SHEET RM516BLU X 32' DOWNHAUL RH014WHT X 5'

MAIN SAIL 37991XXX JIB SAIL 37992XXX

SEE SEQUENTIAL PRICE LIST OR SAIL COLOR SELECTION IN CATALOG

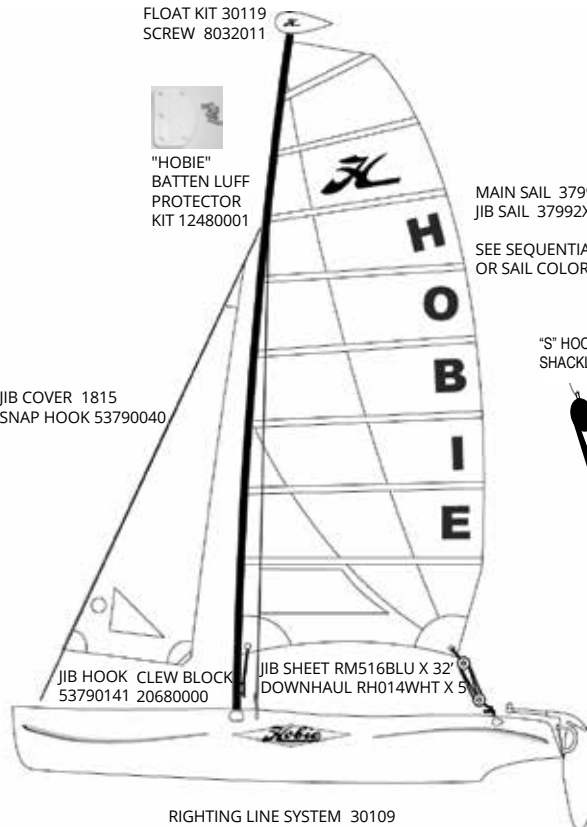
"S" HOOK 38900031 SHACKLE 11220000

UPPER BLOCK 37900021

MAIN SHEET RM038RED X 38'

LOWER BLOCK 37900011 CAM CLEAT RF5011 CAM CLEAT RF5015 FAIRLEAD 8030241 SCREW (2)

RIGHTING LINE SYSTEM 30109



MODEL / YEAR / ACCESSORY VARIATIONS

TILLER CROSSBAR 37521001 (OLDER RUDDER CASTINGS / M20 STYLE CONNECTORS)
 TILLER CROSSBAR 37522001 (OLDER RUDDER CASTINGS / TENDON STYLE CONNECTORS)
 TILLER CROSSBAR 37523001 (EZ LOC RUDDERS / TENDON CONNECTORS)

OLDER TILLER CONNECTOR PARTS

CLUB TILLER CONNECTOR (1954 / 1956)

TILLER ARM SWIVEL END CAP 40650001
 TILLER CONNECTOR SCREW 40530021
 INSERT BEARING 40680001
 TILLER ARM INSERT 40660001
 BOLT 8040171
 WASHER 8080691

1956 KIT - CLUB TILLER CONNECTOR (REPLACES TENDON STYLE WITH CLUB BOLT STYLE)
 1954 KIT - CLUB TILLER CONNECTOR / UPGRADE FOR EARLY BOATS WITH ORIGINAL CURVED TENDON CONNECTORS: INCLUDES TILLER CROSS BAR AND ALL TILLER CONNECTOR FITTINGS

TENDON TILLER CONNECTOR

ENDCAP 37561001
 FIBER TENDON 37561011
 FIBER-TENDON SCREW 8030071
 QUICK PIN 8020461
 LANYAD 37661091

ALUMINUM RUDDER CASTINGS
 UPPER PINTLE 38101301
 LOWER PINTLE 38101401
 KEEPER PIN W/ LANYARD 38490011

RUDDER PARTS

Pre-"EZ LOC" Rudder System
 * = SUB ASSEMBLY PART / INCLUDED WITH CASTING

TILLER ARM 37321111
 *BOLT 8040301
 *WASHER 8080181
 *CAM 10480000
 *PIN 50312301
 *CAM PLATE 20352000
 LOWER CASTING BLACK 50322001
 RUDDER PIN BUSHING UPPER 8062001
 LOWER 38360001
 *RAKE ADJUSTMENT SCREW 8032001
 *PLUNGER 50312201
 *SPRING 10430000
 *TENSION SCREW 60450000
 UPPER CASTING BLACK LEFT 50321001
 RIGHT 50341001
 BOLT 8040331
 NUT 8050311
 RUDDER BLADE 20493000 WHITE

37001000 GETAWAY WING ASSEMBLY (WITH COVER)
 (37001010 2017+)



GETAWAY RIVET GUIDE

() INDICATES QUANTITY NEEDED TO FASTEN PART

MAST

HEAD	8010121 (2)
HALYARD HOOK	8011231 (2)
TANG	8010121 (12)
	8011291 (12)
BUNGEE PAD EYE	8010181 (2)
	8011291 (2)
HALYARD CLEAT	8010121 (2)
	8011291 (2)
BASE	8010131 (4)
	8011291 (4)

BOW SPREADER BAR

PLATES, BRIDLE BOW TANG	8010181 (4)
INTERNAL STIFFENER	8010201 (4)

MAIN CROSSBAR

BEAM STOP PLATES	8010181 (6)
CLEAT	8010181 (1)
PADEYES	8010181 (4)
JAM CLEAT	8010131 (1)
CLEATS, SWIVEL	8010131 (6)
PADEYES	8010131 (4)
END CAPS	8010201 (10)

REAR CROSS BAR

PADEYE	8010181 (2)
BEAM STOP PLATES	8010181 (6)
CLEAT PLATE	8010131 (4)
TRAMP LACE POSTS	8011231 (10)
END CAPS	8010201 (8)

