

Hobie

Sport Cruiser

ILLUSTRATED
PARTS
GUIDE

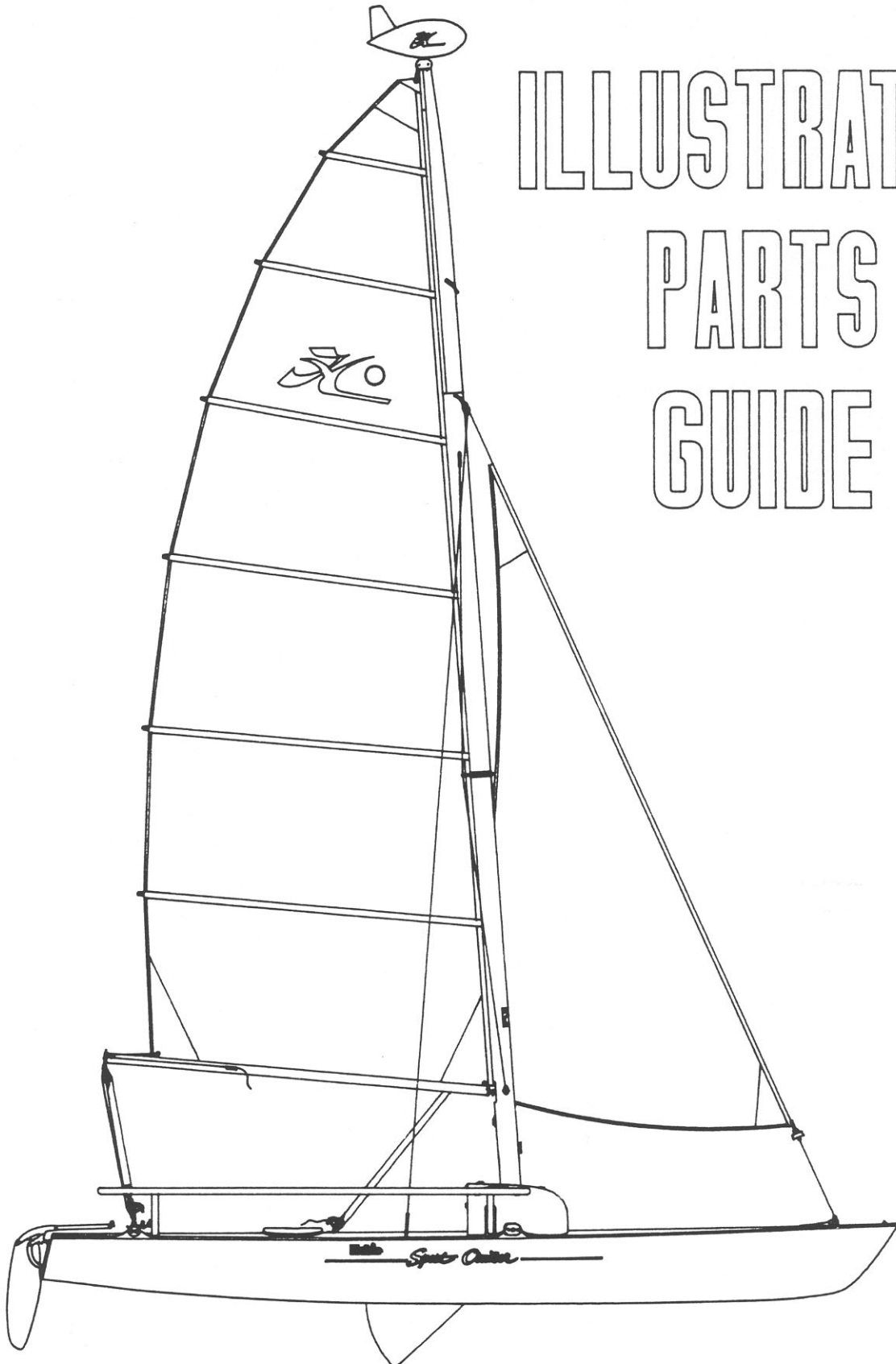


TABLE OF CONTENTS

PAGE -1-	HULL/DECK THRU FIT
PAGE -2-	MAST ASSEMBLY
PAGE -3-	MAIN HALYARD, BRIDLES AND ROLLER FURLER
PAGE -4-	SHROUDS AND SHROUD ADJUSTERS
PAGE -5-	TRAPEZE AND TRAPEZE SHOCK CORD
PAGE -6-	FORESTAY ASSEMBLY
PAGE -7-	FORWARD CROSSBAR ASSEMBLY
PAGE -8-	REAR CROSSBAR ASSEMBLY
PAGE -9-	BOOM ASSEMBLY
PAGE -10-	FORWARD TRAMP AND TRAMP BAR ASSEMBLY
PAGE -11-	WING AND WING TRAMP ASSEMBLY
PAGE -12-	MAIN TRAMPOLINE ASSEMBLY
PAGE -13-	TILLER CROSSBAR AND EXTENSION
PAGE -14-	RUDDER ASSEMBLY
PAGE -15-	CAT CABIN ASSEMBLY
PAGE -16-	MAIN SHEET ASSEMBLY
PAGE -17-	MAIN SAIL ASSEMBLY
PAGE -18-	JIB SAIL ASSEMBLY
PAGE -19-	NON ILLUSTRATED ACCESSORIES AND RIGGING LINES
PAGE -20-	RIVET USAGE GUIDE

H2I CRUISER HULL/DECK

30120001 BOW TANG
8030311 SCREW

36000021
DECAL "SPORT CRUISER" 42"

Sport Cruiser

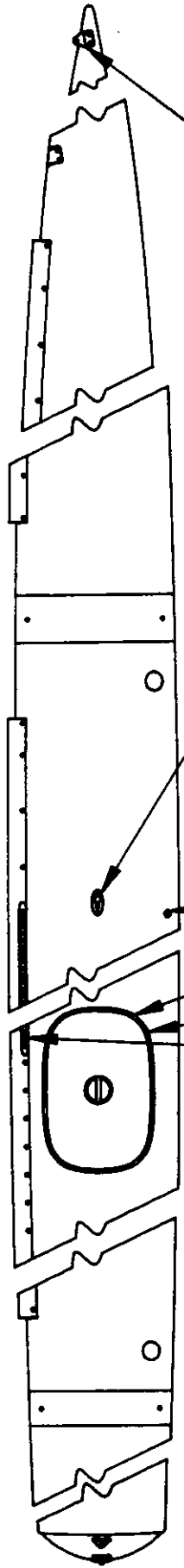
36010001
PORT HULL REPLACEMENT H21C

36000011
DECAL "HOBIE" BLUE

Hobie

36020001
STBD HULL REPLACEMENT H21C

36000041
STRIPE SPORT CRUISER
1/2" MAGENTA



50102101
CENTERBOARD CLEAT
"NOT SHOWN" 30300031 CENTERBOARD SPRING

50702001
CENTERBOARD HANDLE

RH316WHT x 3'
CENTERBOARD LINE

30300001
CENTERBOARD

30100001
ANCHOR PIN

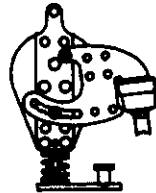
36370001
HATCH ASSEMBLY H21C

36370051
TRIM LOCK 4' LOOP

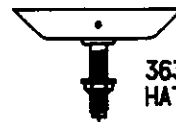
30250001 JIB TRACK

30300041
PIVOT PIN
8030201 SCREW

10092025
GASKET




60330041
JIB BLOCK



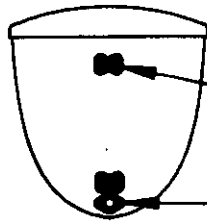
36370021
HATCH HANDLE ASSEMBLY



10091000
DRAIN PLUG W/GASKET



36370011 HATCH LEVER THRU PULL



8030001 SCREW
50101401 GUDGEON

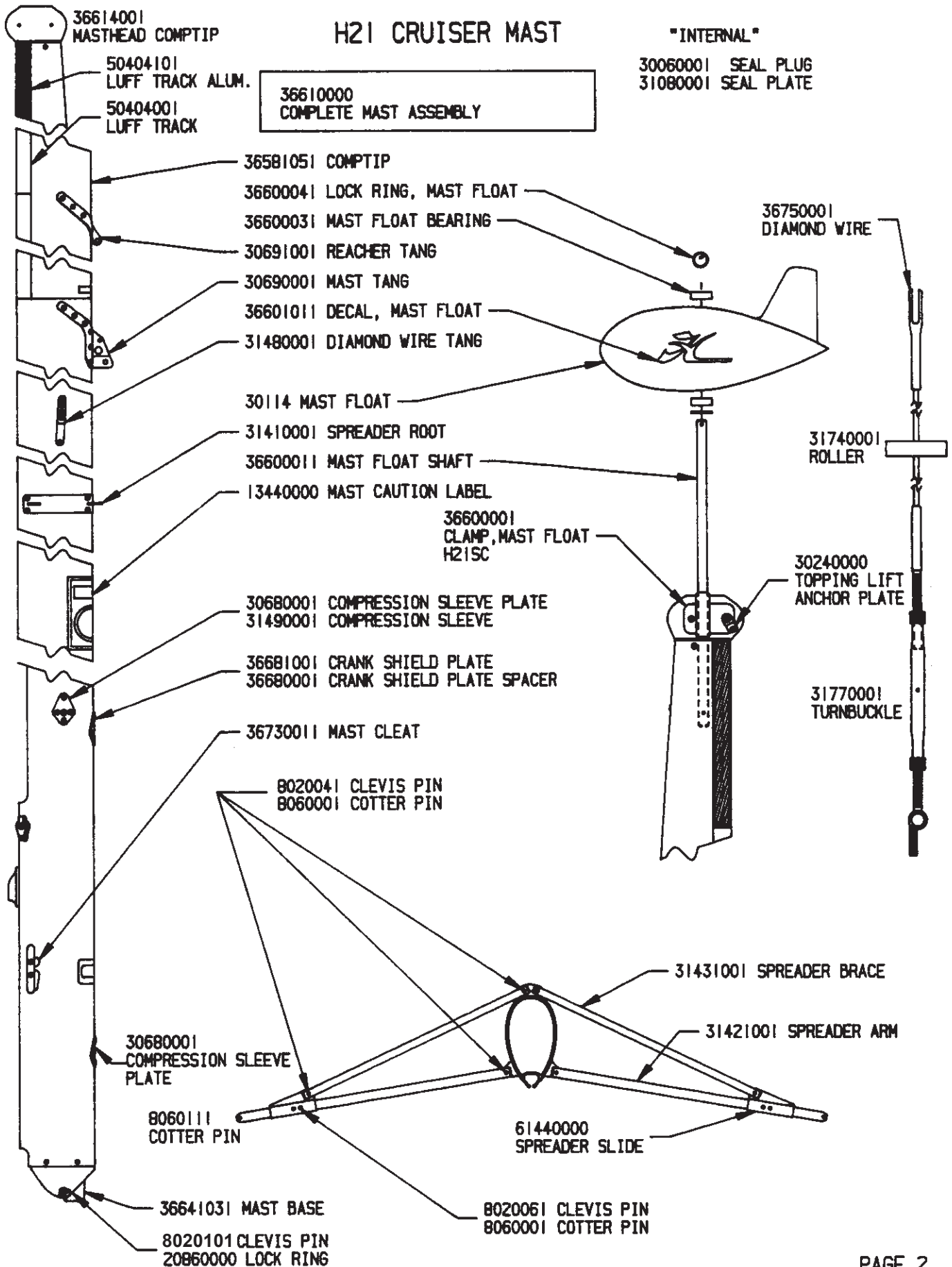
10092000
DRAIN PLUG HOUSING

H21 CRUISER MAST

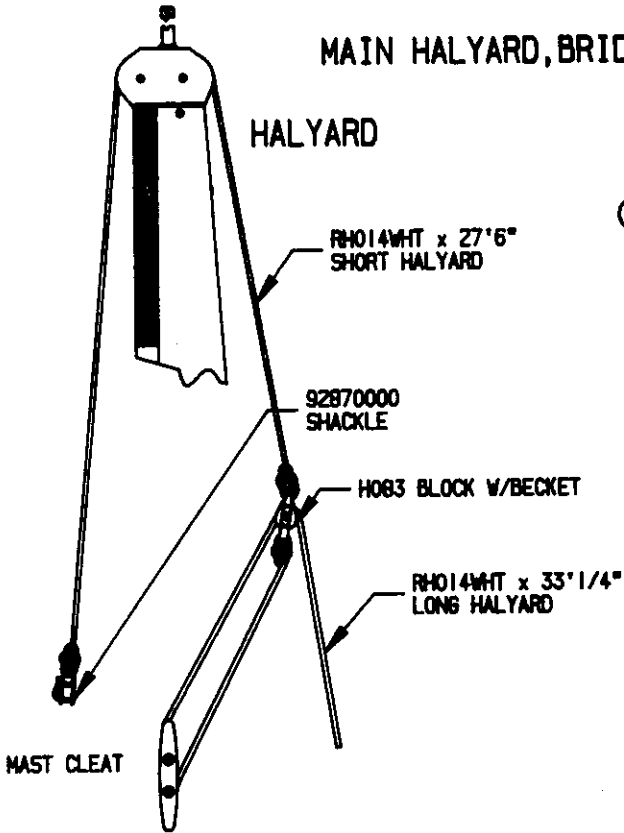
"INTERNAL"

30060001 SEAL PLUG
31080001 SEAL PLATE

36610000
COMPLETE MAST ASSEMBLY



MAIN HALYARD, BRIDLES AND ROLLER FURLER



60830000
ADJUSTER

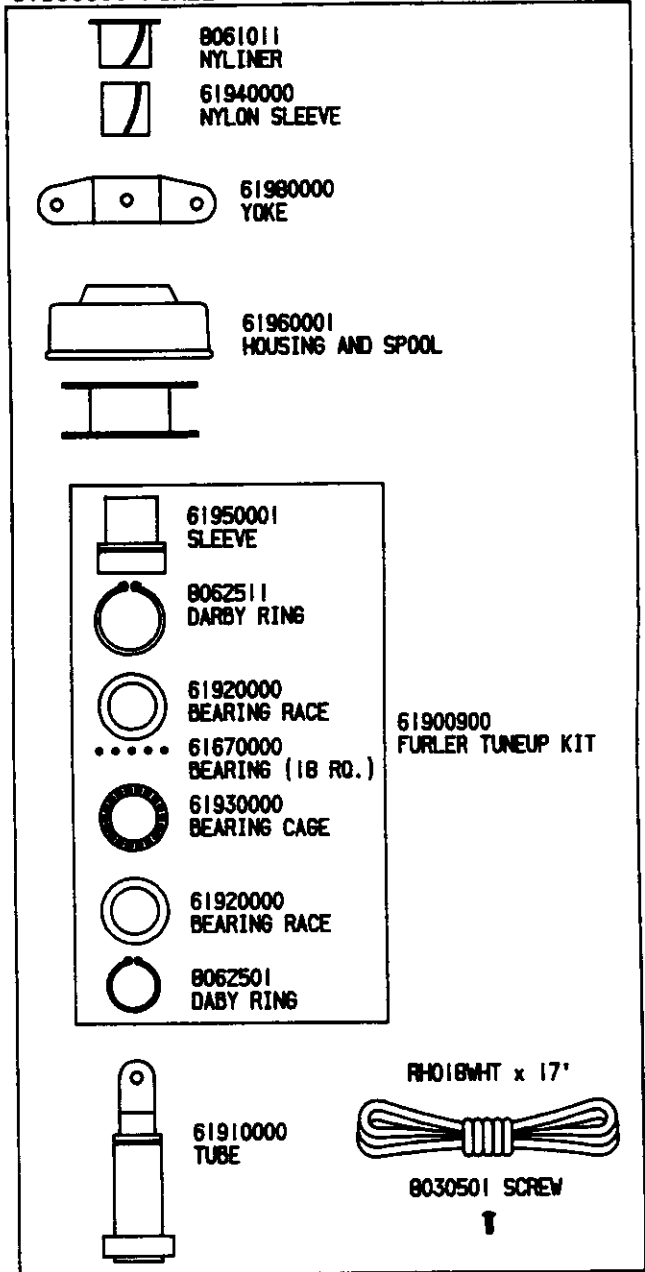


8020371 CLEVIS PIN
20860000 LOCK RING

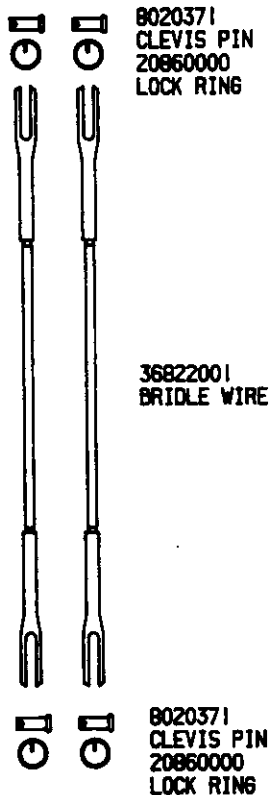


92870000
SHACKLE

61900000 FURLER ASSEMBLY



BRIDLES



SHROUDS AND SHROUD ADJUSTERS

SHROUDS




8063751
SLEEVE



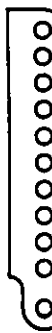
20860000
LOCK RING



20860000
LOCK RING



30830001
ADJUSTER



31830001
TOGGLE




SHROUD EXTENDER

30840041
SPACER



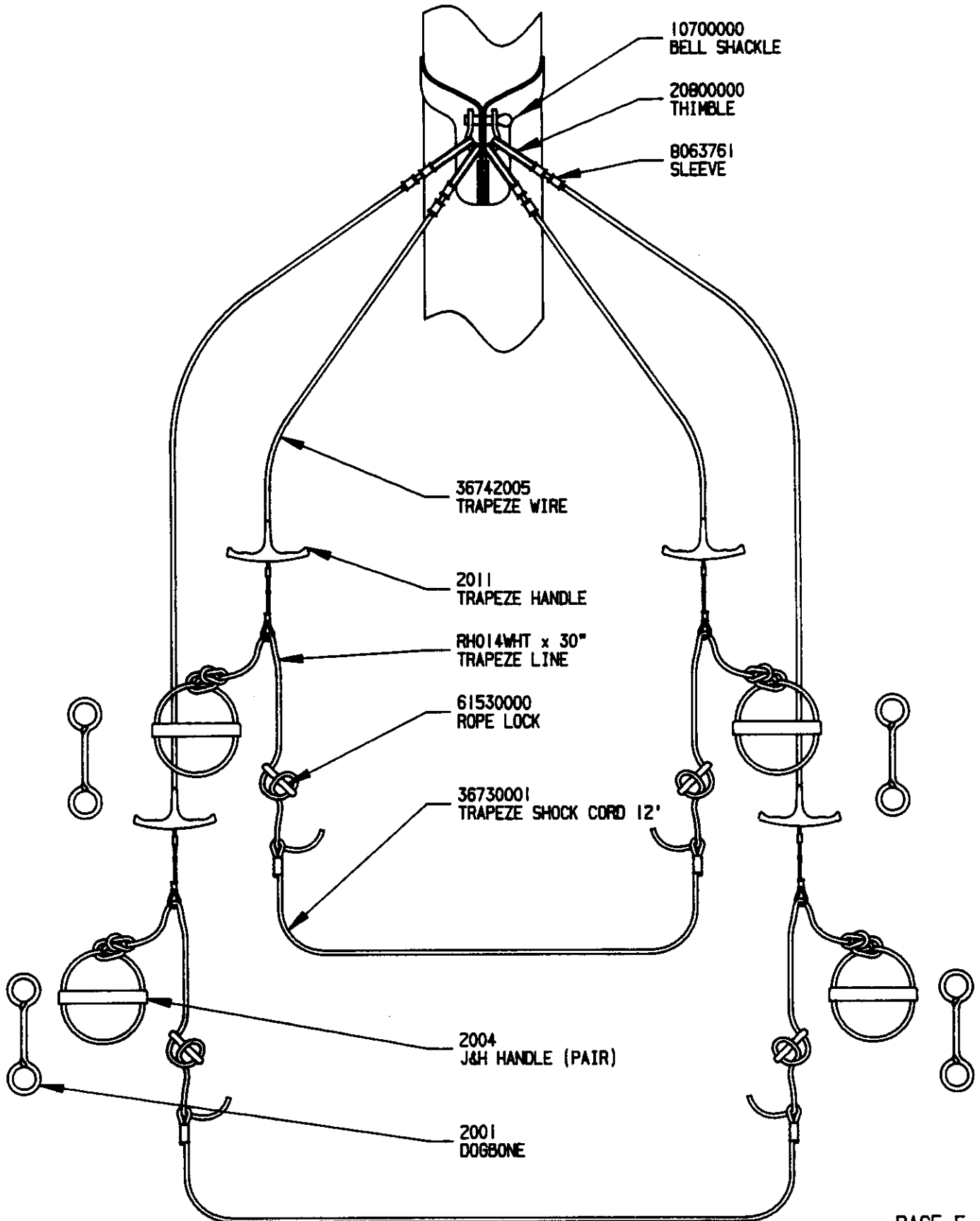
30840031
CLAMP



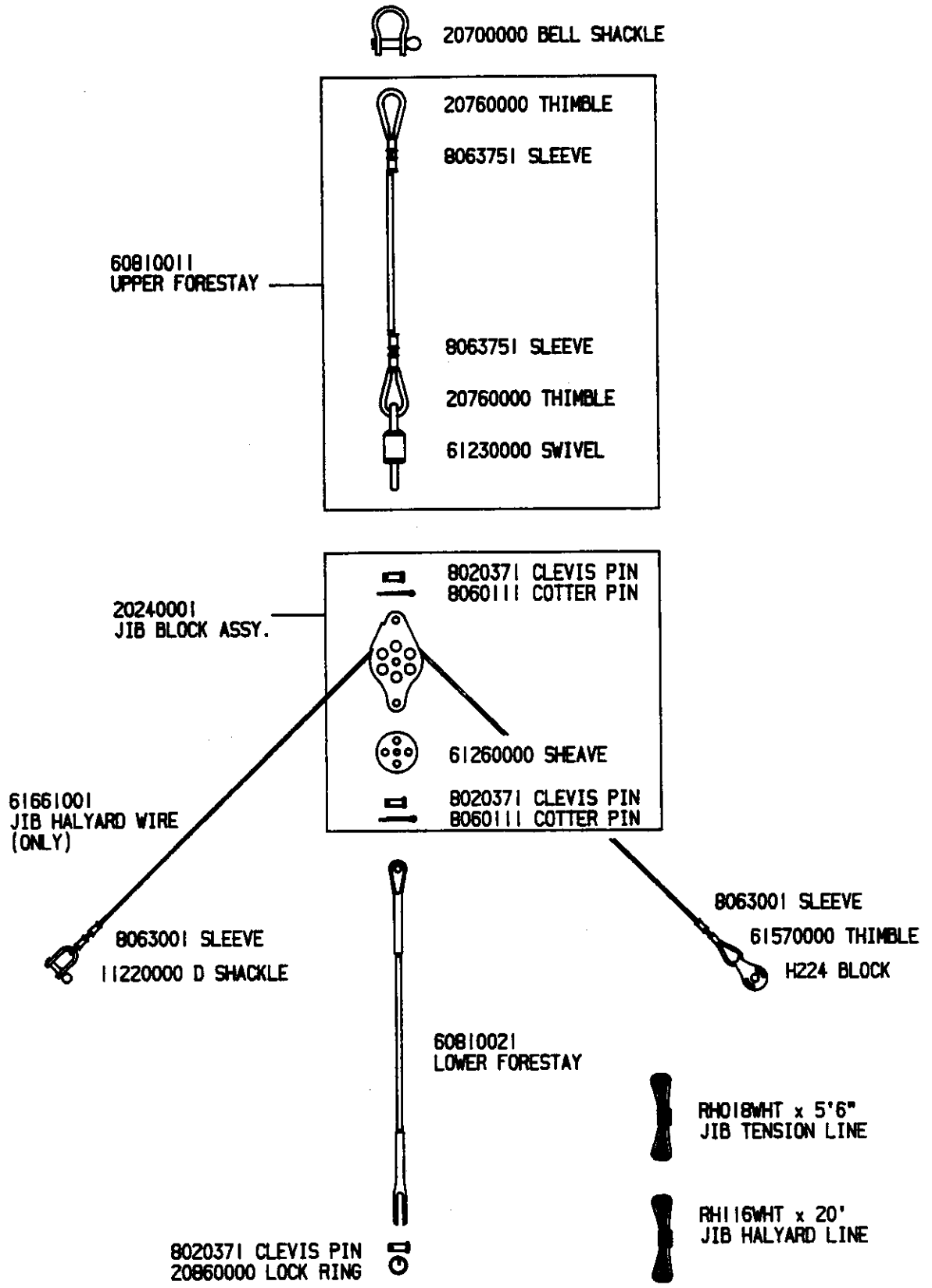
36840061
SHROUD EXTENDER WIRE



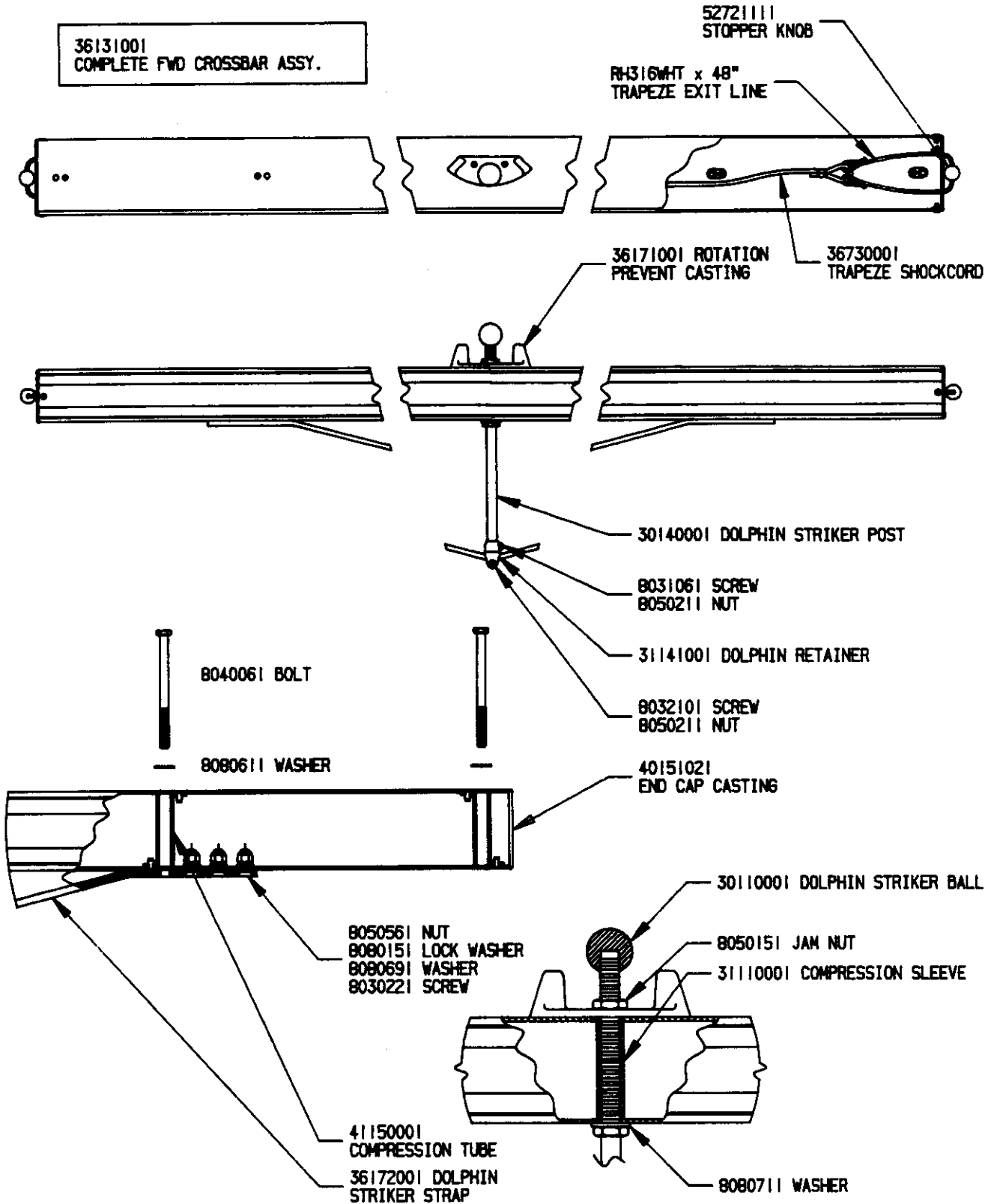
TRAPEZE AND TRAPEZE SHOCK CORD



FORESTAY ASSEMBLY





FORWARD CROSSBAR ASSEMBLY



REAR CROSSBAR

36191001
COMPLETE REAR CROSSBAR ASSY.


11470000
DEADEYE



41220001 EYELET POST

31800001 TRAVELER CAR

40201021
END CAP CASTING




8040141 BOLT



41190001
COMPRESSION SLEEVE

8080611 WASHER

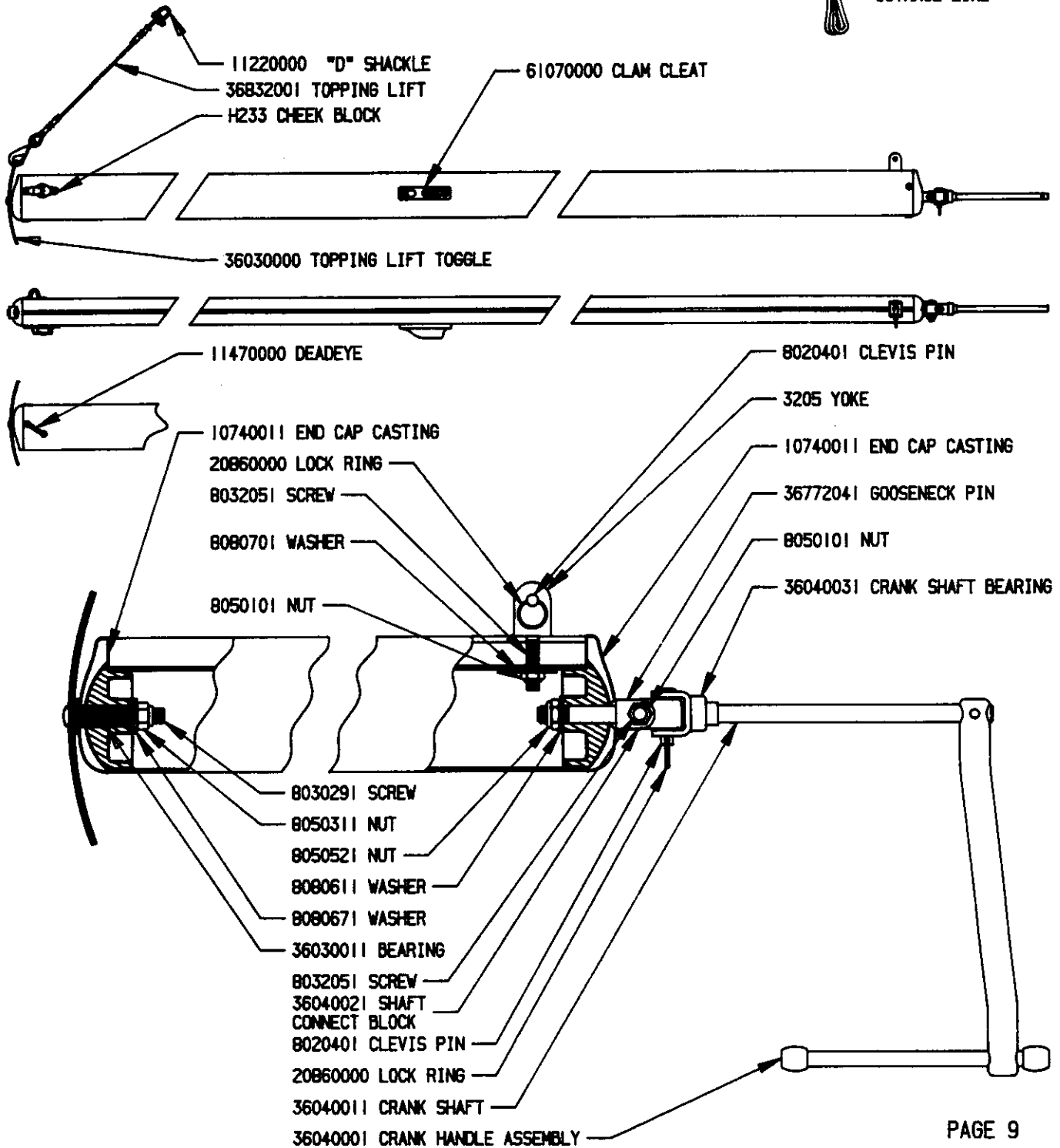


BOOM ASSEMBLY

36721001
COMPLETE BOOM ASSEMBLY



RH316WHT x 10'
OUTHAUL LINE



FWD TRAMP AND TRAMP BAR ASSEMBLY

10740011 END CAP CASTING

8050311 NUT

8030301 SCREW

36981000
COMPLETE FWD TRAMP BAR ASSY.

36120001 MOUNT PLATE RT
36121001 MOUNT PLATE LT

8030291 SCREW


8051301

36030011 BEARING

8030321 SCREW

8080671 WASHER

11470000 DEADEYE

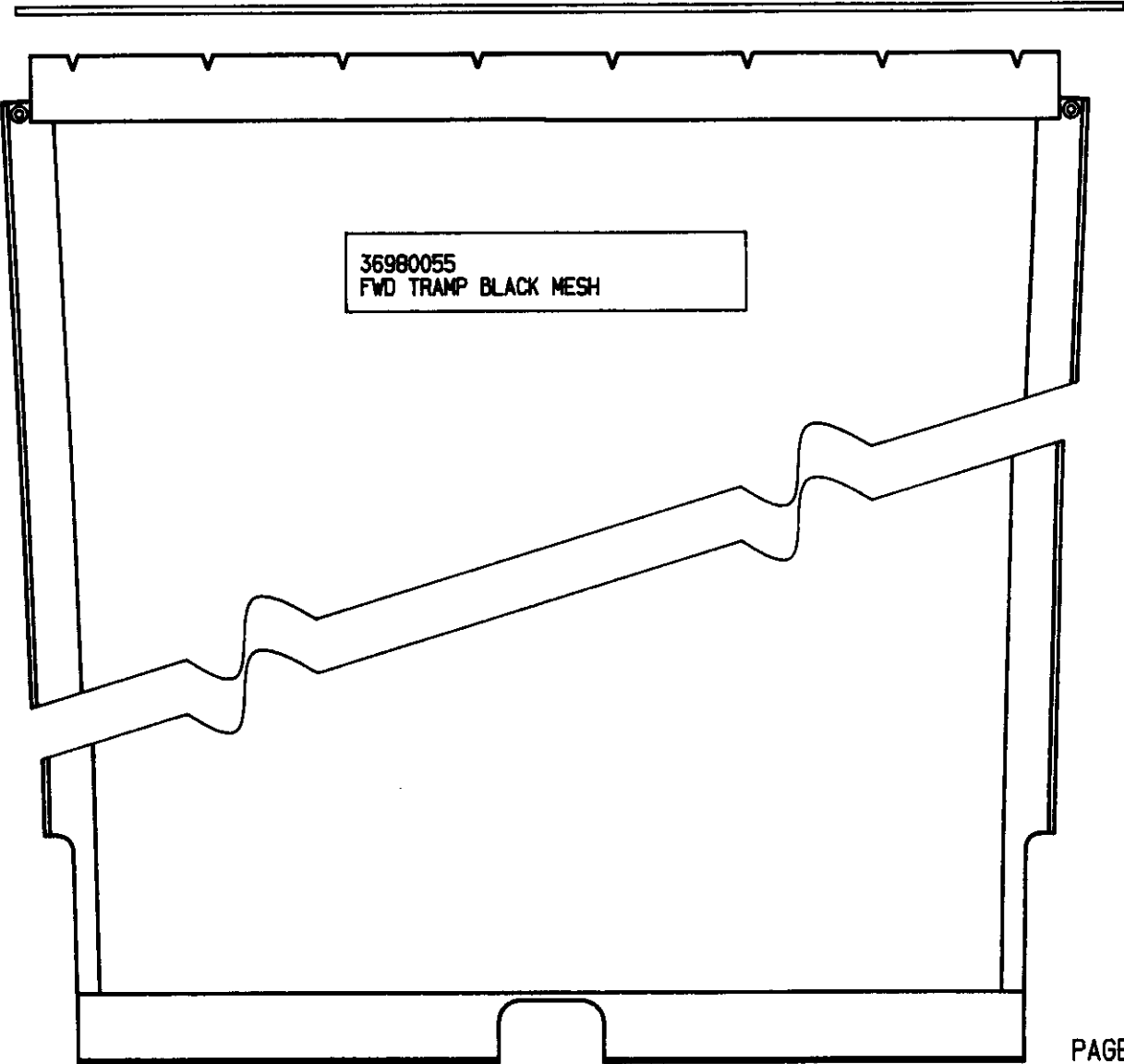


96280000 BOOM SLIDE

RH316WHT x 14'
FWD TRAMP LACE LINE



41881011 TRAMP LACING BAR

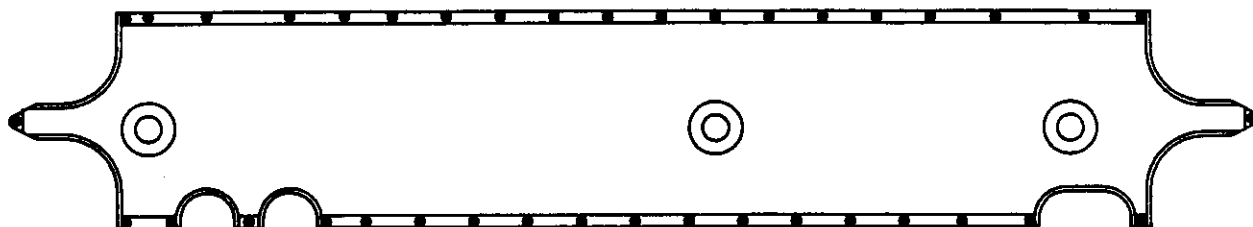


36980055
FWD TRAMP BLACK MESH

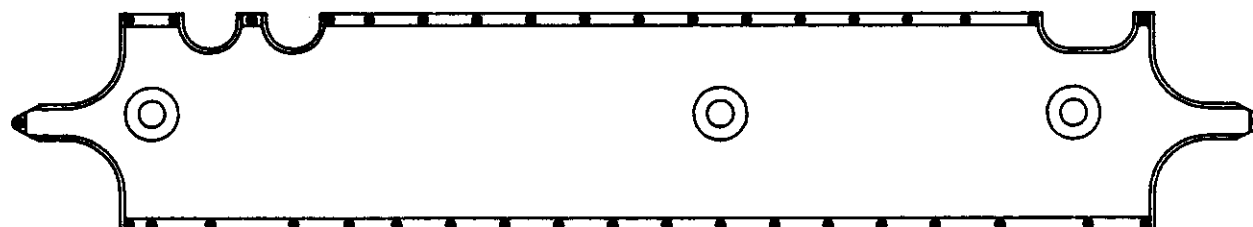
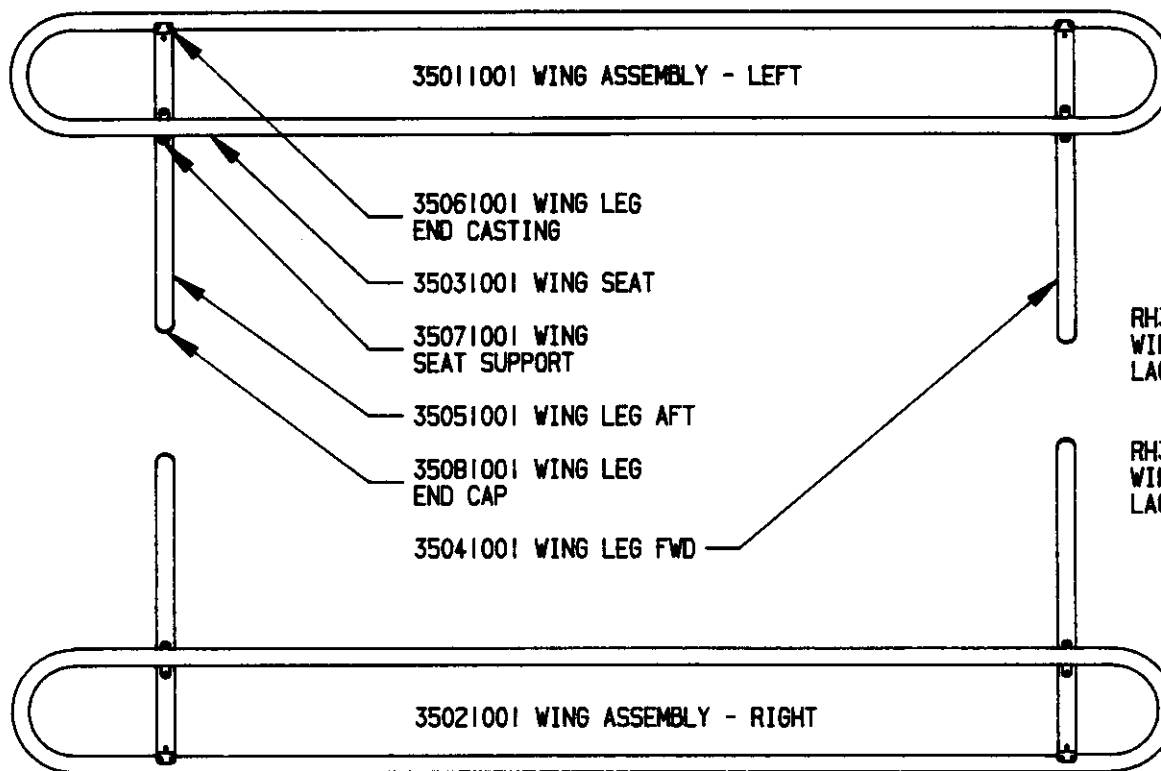
WING AND WING TRAMP ASSEMBLY

- 36040210 WING TRAMP SET - BLUE
- 36040240 WING TRAMP SET - WHITE
- 36040255 WING TRAMP SET - BLACK MESH

- 36042255 WING TRAMP, PORT, BLACK MESH, H21SC W/CUP HOLDER
- 36040242 WING TRAMP, PORT, WHITE, H21SC W/CUP HOLDER
- 36040212 WING TRAMP, PORT, BLUE, H21SC W/CUP HOLDER



35001001 WING SET W/O TRAMPS

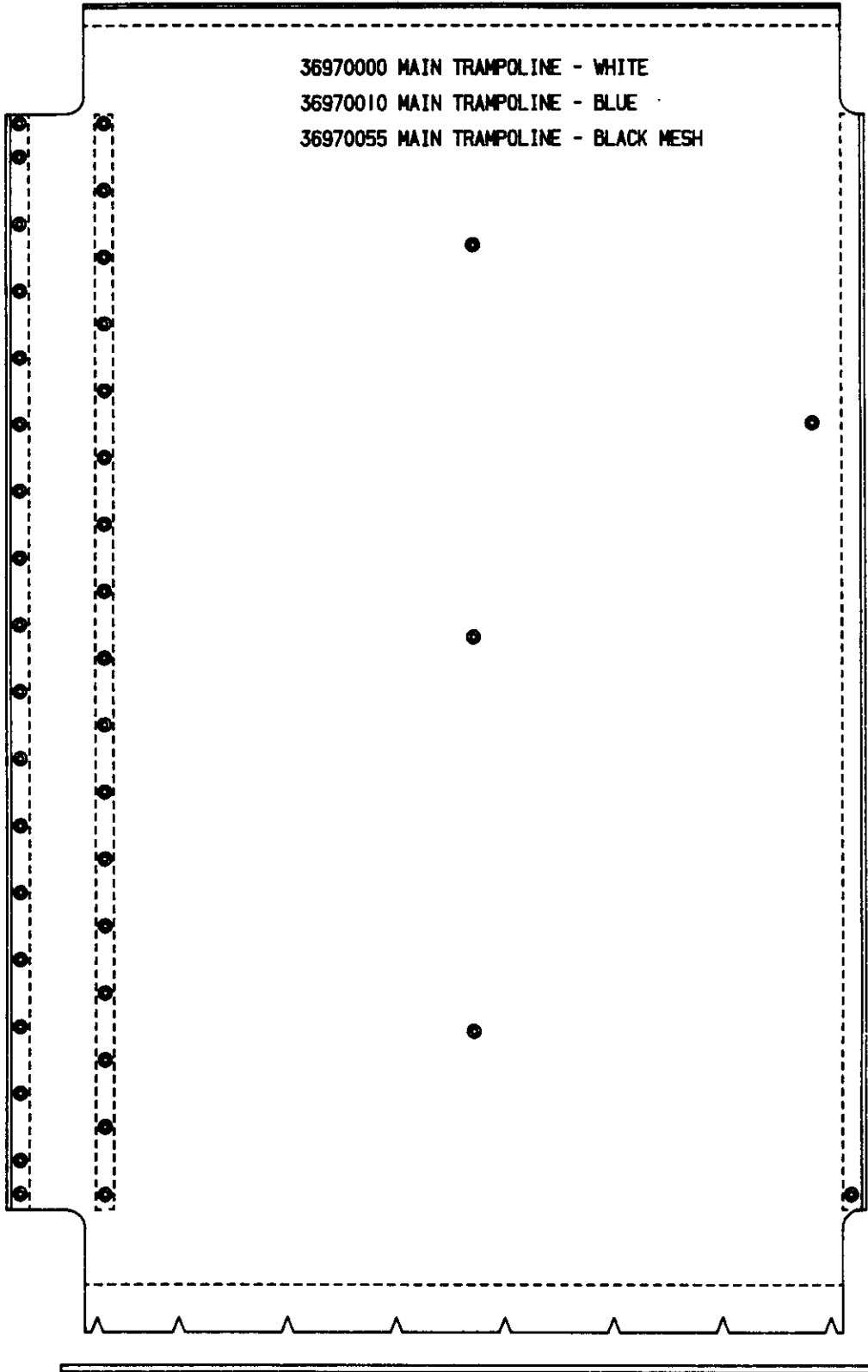


- 36041255 WING TRAMP, STBD, BLACK MESH, H21SC W/CUP HOLDER
- 36040211 WING TRAMP, STBD, BLUE, H21SC W/CUP HOLDER
- 36040241 WING TRAMP, STBD, WHITE, H21SC W/CUP HOLDER

MAIN TRAMPOLINE

36970000 MAIN TRAMPOLINE - WHITE
36970010 MAIN TRAMPOLINE - BLUE
36970055 MAIN TRAMPOLINE - BLACK MESH

RH316WHT x
15' SIDE
LACE LINE



RH316WHT x
16' AFT
LACE LINE

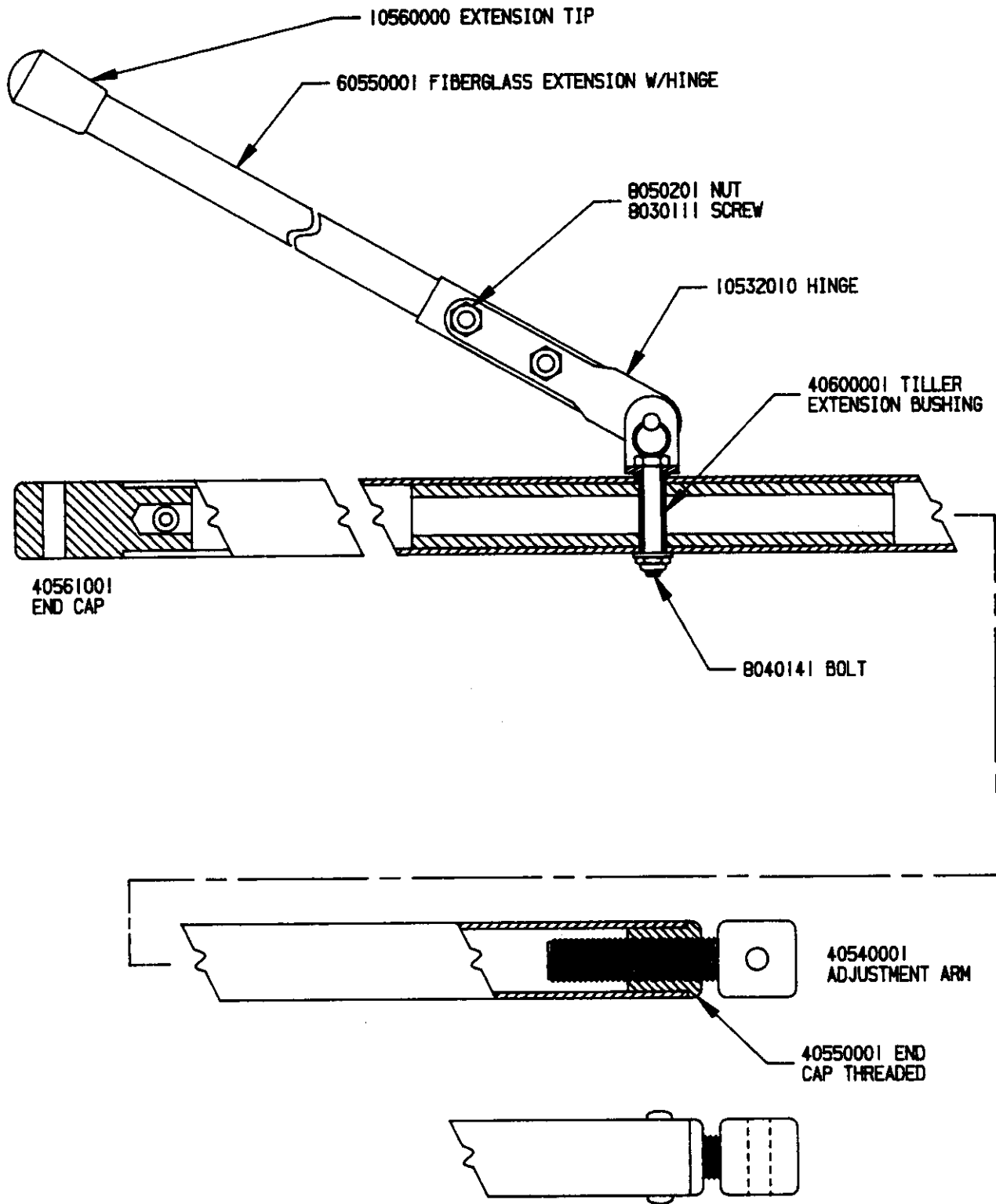


41881011 TRAMPOLINE LACING BAR

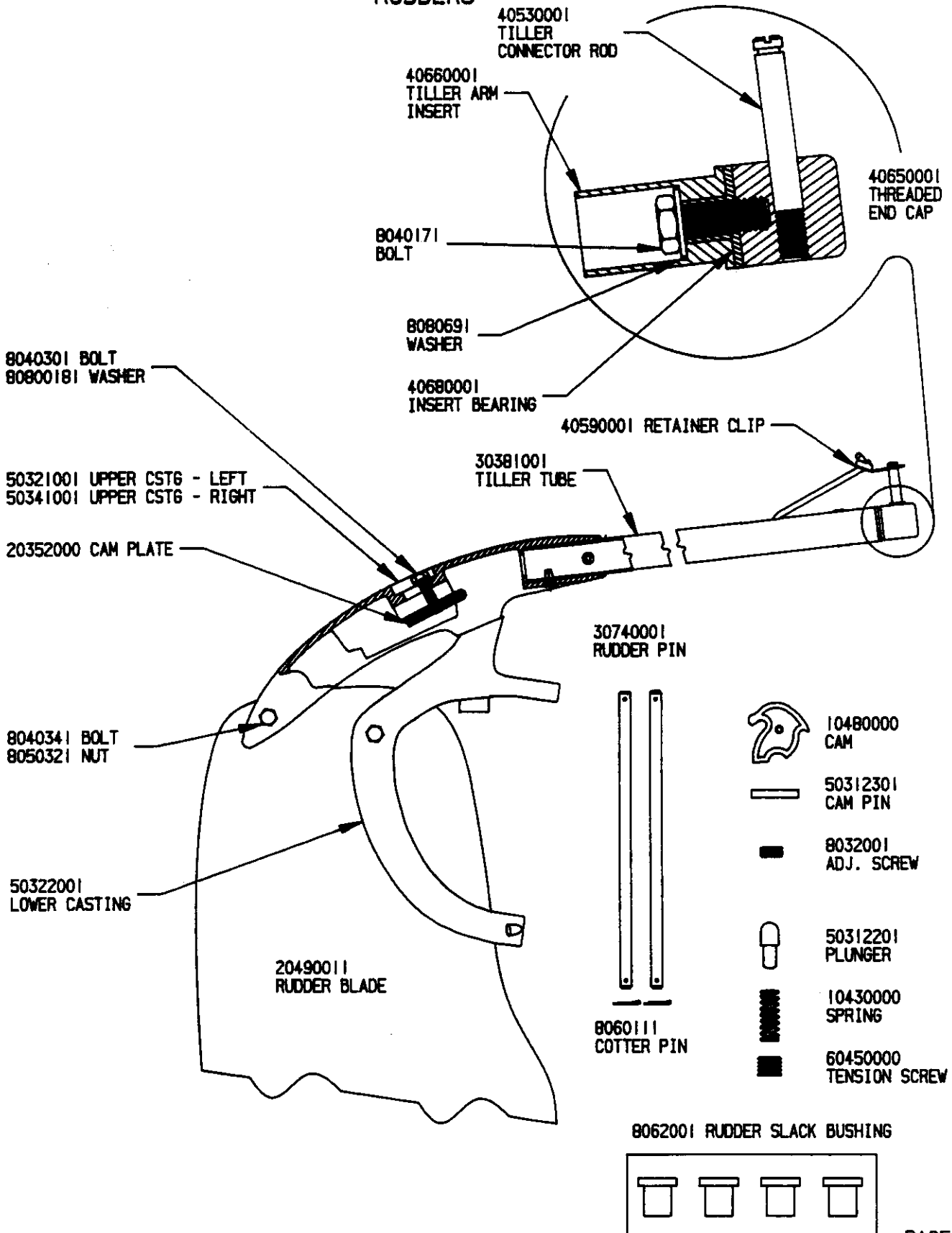
TILLER CROSSBAR AND EXTENSION

36521001
COMPLETE TILLER XBAR

1953
TILLER CONNECTER KIT

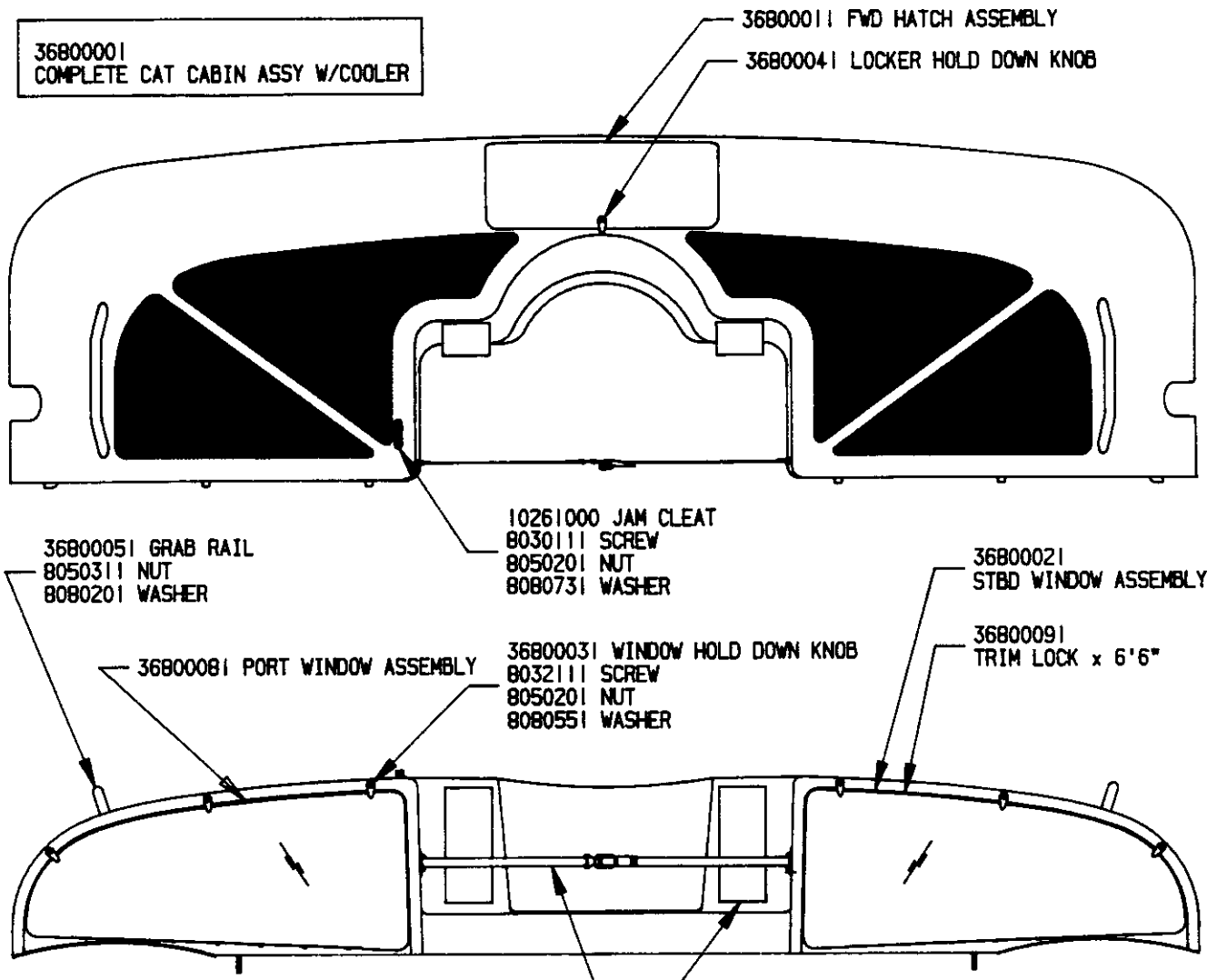


RUDDERS



CAT CABIN ASSEMBLY

36800001
COMPLETE CAT CABIN ASSY W/COOLER



36800011 FWD HATCH ASSEMBLY
36800041 LOCKER HOLD DOWN KNOB

36800051 GRAB RAIL
8050311 NUT
8080201 WASHER

10261000 JAM CLEAT
8030111 SCREW
8050201 NUT
8080731 WASHER

36800021
STBD WINDOW ASSEMBLY

36800081 PORT WINDOW ASSEMBLY

36800031 WINDOW HOLD DOWN KNOB
8032111 SCREW
8050201 NUT
8080551 WASHER

36800091
TRIM LOCK x 6'6"

36801101 COOLER PAD

36000031 DECAL, "HOBIE SPORT CRUISER"
36000041 STRIPE 21SC 1/2" MAGENTA

70201011 BATTERY TIE DOWN
8031091 SCREW
8050201 NUT
8080731 WASHER

Hobie


Sport Cruiser

●●●● 8080151 LOCK WASHER

36800061
MOUNT KNOB

36800071
MOUNT HOOK

74900001 68 QT COOLER

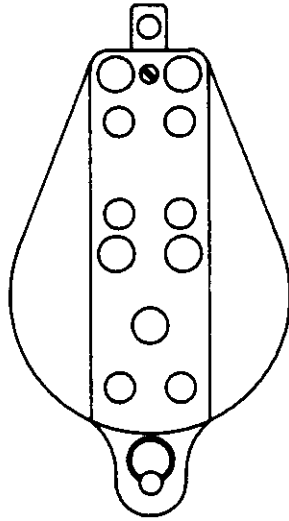


MAINSHEET SYSTEM

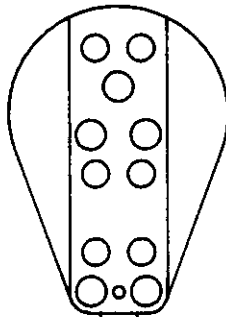
H138
1/4" STRAP
SHACKLE



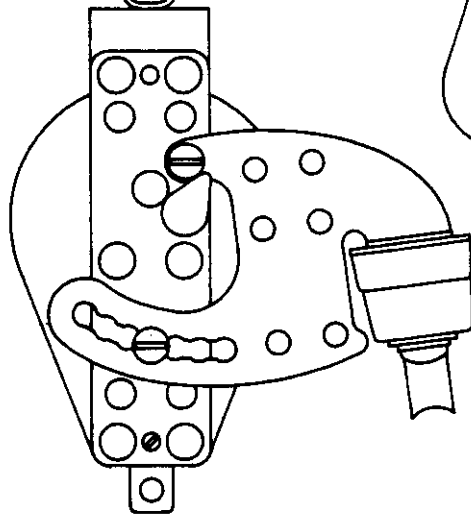
H076
UPPER TRIPLE BLOCK
W/BECKET



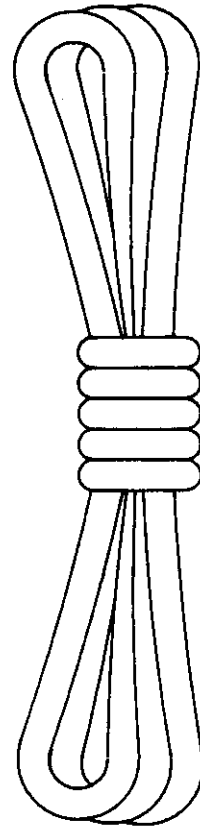
H048
TRIPLE BLOCK



H170
RATCHET LOWER BLOCK



H138
1/4" STRAP
SHACKLE



RM716RED x 62'
MAINSHEET LINE

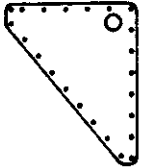
MAIN SAIL



RH316WHT x 10'
DOWNHAUL LINE



RH112WHT x 18"
BATTEN TIE LINE



32331001
HEADBOARD



80550005
BATTEN POCKET END
PROTECTOR KIT



11323000
BATTEN TIP



11322011
LUFF TIP



12430011 LOGO (PAIR)



335
SAIL WIND INDICATOR

14" SAIL NUMBERS:

BLACK

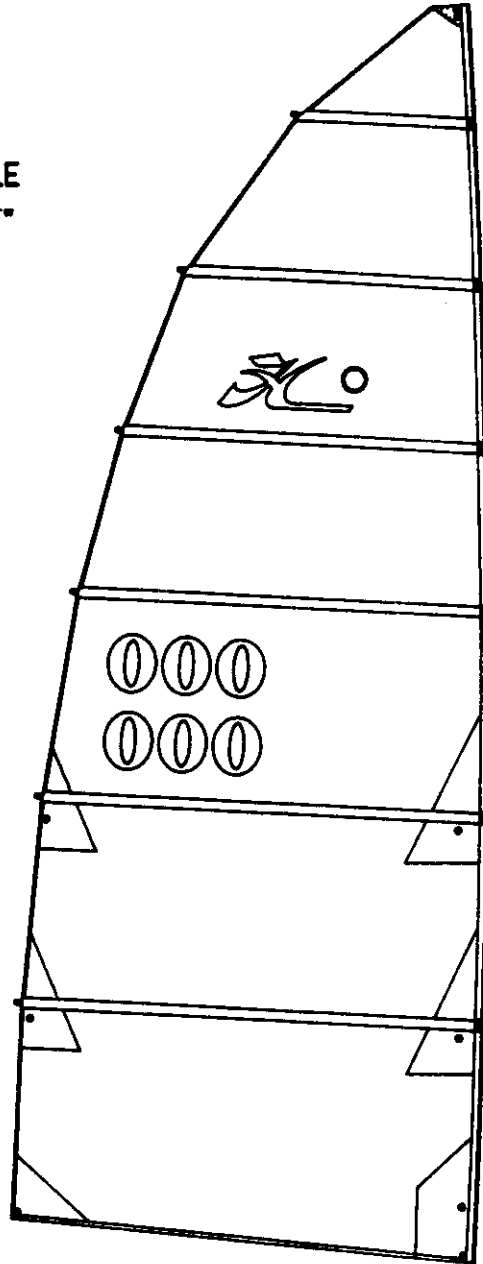
#1 12710030
#2 12720030
#3 12730030
#4 12740030
#5 12750030
#6&9 12760030
#7 12770030
#8 12780030
#0 12700030



MAIN SAIL ONLY
36991XXX MAIN SAIL STD

SPECIAL SAILS AVAILABLE
3699900X GENNAKER *165 SQ FT*

JIB SAIL ONLY
36992XXX JIB SAIL STD



21310000 SAIL COVER

BATTEN NO.	PART NUMBER	36200001 COMPLETE BATTEN SET	BATTEN LENGTH
#1	36211010		106"
#2	36221010		100"
#3	36231010		92"
#4	36241010		80 1/2"
#5	36251010		67 1/2"
#6	36261010	38 1/2"	

JIB SAIL

JIB SAIL AVAILABLE

36992XXX JIB SAIL STD

335
SAIL WING INDICATER



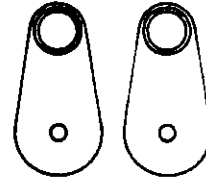
1811
SAIL COVER - JIB



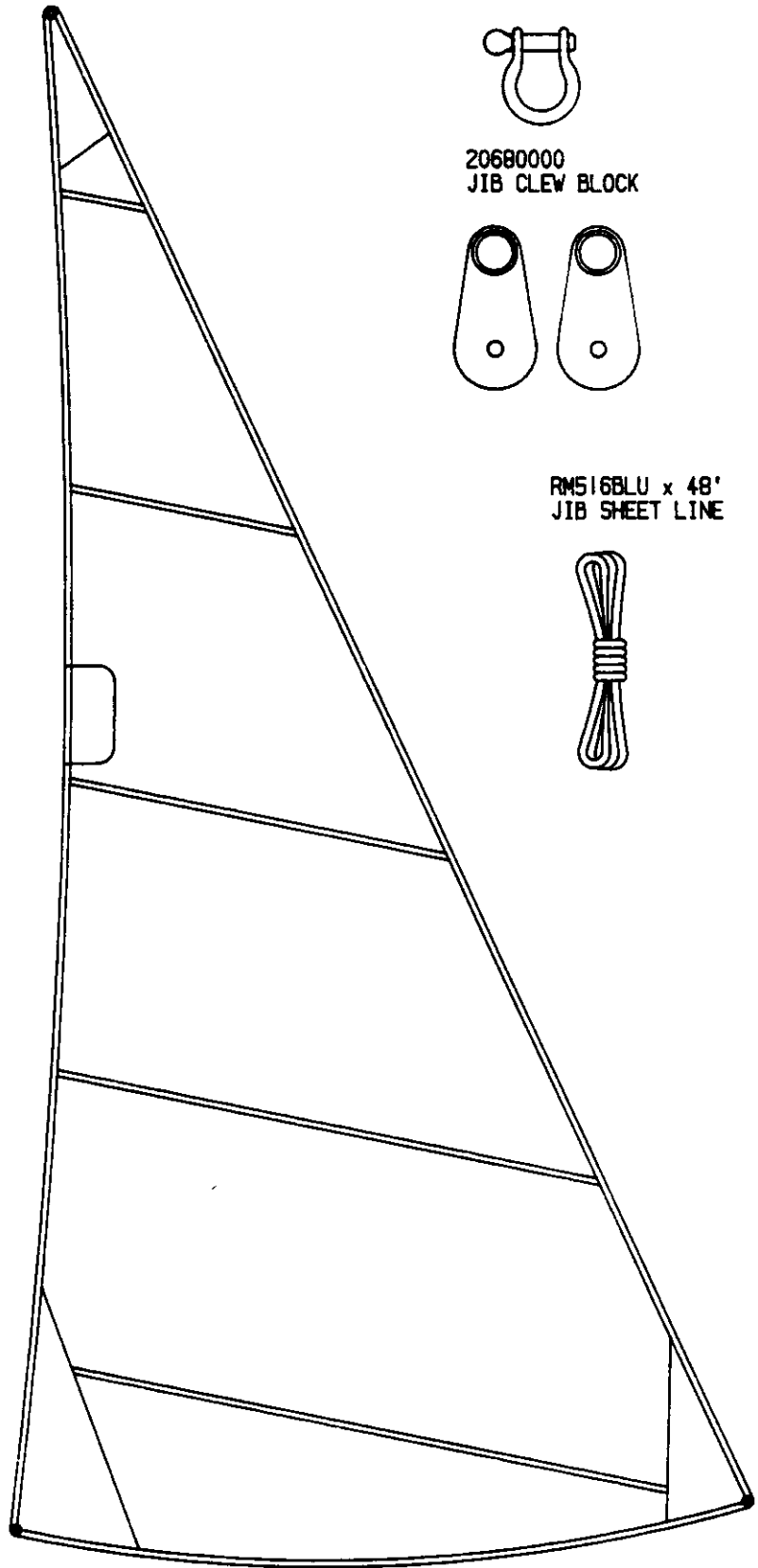
10700000
BELL SHACKLE



20680000
JIB CLEW BLOCK



RM516BLU x 48'
JIB SHEET LINE



NON ILLUSTRATED ACCESSORIES

36100001	END CAP KIT - STEPPER POLE
36100011	POST, STEPPER POLE
36450000	ASSEMBLY MANUAL
36900001	RUNNING LIGHTS, H21 SPORT CRUISER
36920000	TENT RIG KIT
36920001	TENT ASSEMBLY
36930001	ANCHOR BRIDLE ASSEMBLY
36999000	JENNAKER AND RIG KIT
36999011	JENNAKER RIG KIT "ONLY"
36999099	JENNAKER KIT, CUSTOM JENNAKER
3154	MAST STEPPER POLE
3182	MOTOR MOUNT ASSEMBLY
1634	BEACH TRACK SLIDES

RIGGING LINE GUIDE

PART NUMBER	DESCRIPTION	LENGTH
RH316WHT	CENTERBOARD LINE	3'
RH316WHT	OUTHULL LINE	10'
RH316WHT	DOWNHAUL	10'
RH316WHT	AFT LACE LINE - MAIN TRAMP	16'
RH316WHT	SIDE LACE LINE - MAIN TRAMP	15'
RH316WHT	LACE LINE - FWD TRAMP	14'
RH316WHT	LACE LINE - WING TRAMP	25'
RH316WHT	FWD CROSSBAR TRAPEZE EXIT LINE	4'
RH116WHT	JIB HALYARD LINE	20'
RH014WHT	UPPER MAIN HALYARD	27'6"
RH014WHT	LOWER MAIN HALYARD	33'1/4"
RH014WHT	TRAPEZE ADJUSTMENT LINE	4'
RH018WHT	JIB FURLER LINE	17'
RH018WHT	JIB TENSION LINE	5'6"
RH112WHT	BATTEN TIES	1'6"
RM516BLU	JIB SHEET LINE	48'
RM716RED	MAIN SHEET LINE	62'

RIVET USAGE GUIDE

MAST

REACHER TANG	8010131 (6)	() AMOUNT NEEDED TO INSTALL
MAST TANG	8010121 (12)	
DIAMOND WIRE TANG	8010131 (4)	
SPREADER ROOT	8010131 (4)	
COMPRESSION SLEEVE PLATE	8010131 (4)	
MAST BASE	8011231 (5)	
DOWNHAUL BLOCK	8010121 (2)	

BOOM

END CAP CASTING	8011231 (3)
CLAM CLEAT	8010201 (2)
DEADEYE	8010181 (2)

REAR CROSSBAR

END CAP CASTING	8011231 (2)
DEADEYE	8010181 (2)
EYELET POST	8011261 (1)
COMPRESSION TUBE	8010201 (2)

FRONT CROSSBAR

END CAP	8011231 (2)
COMPRESSION TUBE	8010201 (2)
ROTATION PREVENT CASTING	8011231 (2)

RUDDER

TILLER ARM	8010131 (5)
------------	-------------

FWD TRAMP BAR

END CAP CASTING	8011231 (3)
-----------------	-------------

HULL/DECK

FORWARD TRAMP TRACK	8011231 (13)
MAIN TRAMP TRACK	8011231 (25)

RIVET SPECIFICATIONS

8010051	4-8 CSK. ALUMINUM
8010121	3/16" x 5/8" PAN HEAD
8010131	3/16" x 3/8" PAN HEAD
8010151	3/16" TUBULAR ST. STL.
8010171	3/16" x 3/4" CSK.
8011231	3/16" x 1/2" PAN HEAD
8011291	RIVET CAP

TRAMP TRACK RIVETS AND ALL 8010131 RIVET APPLICATIONS REQUIRE 8011291 RIVET CAPS.